



# 2009-2010 GMT Quarterly Report for District (or Undistricted) **District 105 A**

GMT: **HOWARD PATRICK LEE**

Location: **ENGLAND**

GMT CA: **4**

## CLUBS

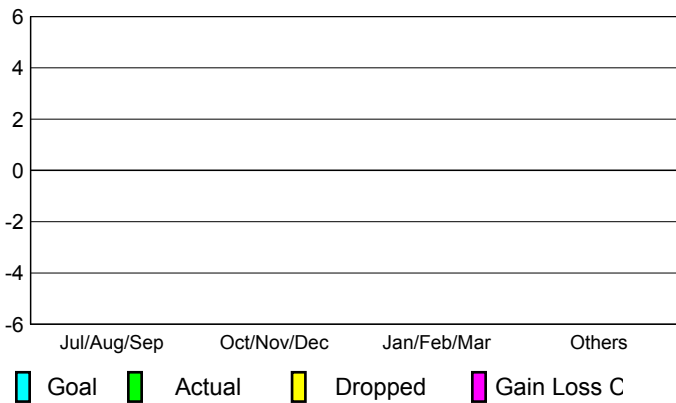
**Club Results**  
2009-2010

**Clubs**  
2008-2009

| Month         | New Club Goal | Actual New Clubs | Actual Dropped Clubs | Gain/Loss of Clubs | Gain/Loss of Clubs |
|---------------|---------------|------------------|----------------------|--------------------|--------------------|
| Jul/Aug/Sep   | 0             | 0                | 0                    | 0                  | 0                  |
| Oct/Nov/Dec   | 0             | 0                | 0                    | 0                  | 0                  |
| Jan/Feb/Mar   | 0             | 0                | 0                    | 0                  | 0                  |
| Apr/May/June  | 0             | 0                | 0                    | 0                  | 0                  |
| <b>Totals</b> | <b>0</b>      | <b>0</b>         | <b>0</b>             | <b>0</b>           | <b>0</b>           |


### Club Results 2009-2010

Goal, New, Dropped, Gain/Loss



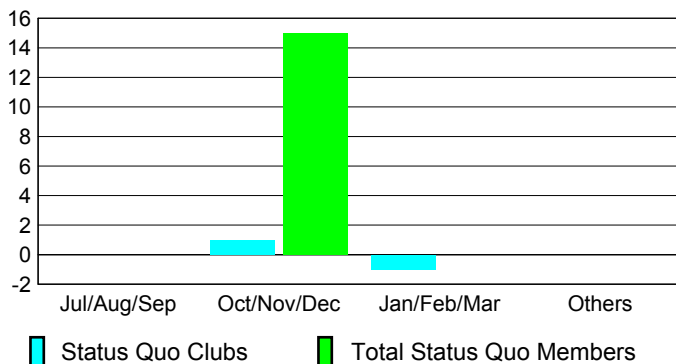
### Comparison of Club Gain/Loss

Current Year Compared to the Previous Year



### YTD Status Quo Clubs 2009-2010

Status Quo Clubs Compared to Status Quo Members



## MEMBERSHIP

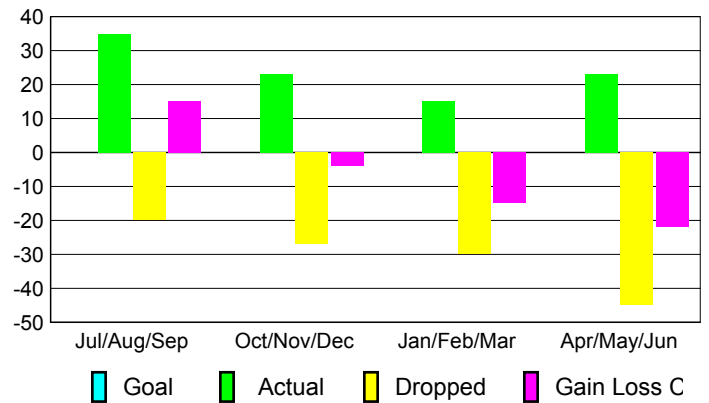
**Membership Results**  
2009-2010

**Membership**  
2008-2009

| Month         | Net Memb Goal | Actual New Memb | Actual Dropped Memb | Gain/Loss of Memb | Gain/Loss of Memb |
|---------------|---------------|-----------------|---------------------|-------------------|-------------------|
| Jul/Aug/Sep   | 0             | 35              | -20                 | 15                | 0                 |
| Oct/Nov/Dec   | 0             | 23              | -27                 | -4                | 6                 |
| Jan/Feb/Mar   | 0             | 15              | -30                 | -15               | 7                 |
| Apr/May/June  | 0             | 23              | -45                 | -22               | -21               |
| <b>Totals</b> | <b>0</b>      | <b>96</b>       | <b>-122</b>         | <b>-26</b>        | <b>-8</b>         |

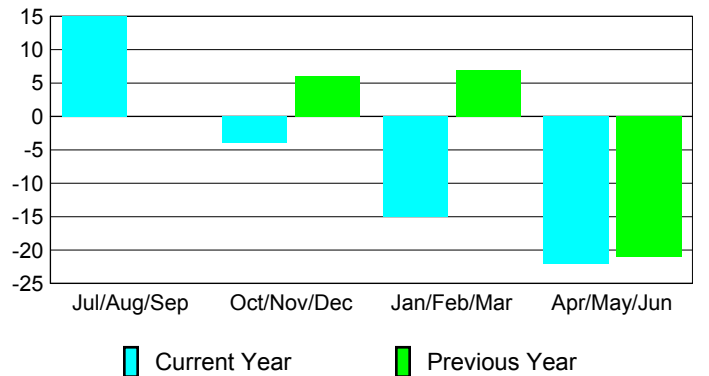
### Membership Results 2009-2010

Goal, New, Dropped, Gain/Loss

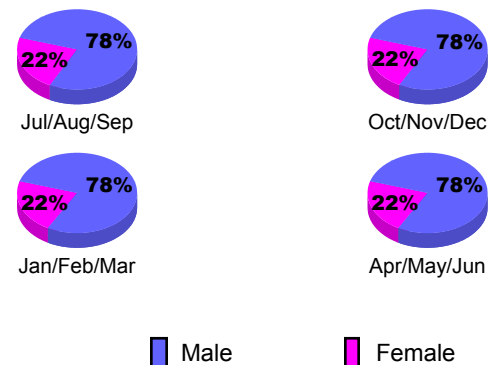


### Comparison of Membership Gain/Loss

Current Year Compared to the Previous Year



### Gender Comparison 2009-2010





# 2009-2010 GMT Quarterly Report for District (or Undistricted) **District 105BN**

GMT: **HOWARD PATRICK LEE**

Location: **ENGLAND**

GMT CA: **4**

## CLUBS

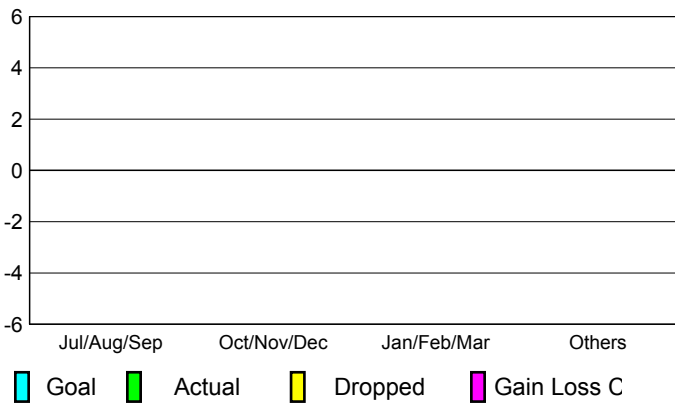
Club Results  
2009-2010

Clubs  
2008-2009

| Month         | New Club Goal | Actual New Clubs | Actual Dropped Clubs | Gain/Loss of Clubs | Gain/Loss of Clubs |
|---------------|---------------|------------------|----------------------|--------------------|--------------------|
| Jul/Aug/Sep   | 0             | 0                | 0                    | 0                  | 0                  |
| Oct/Nov/Dec   | 0             | 0                | 0                    | 0                  | 1                  |
| Jan/Feb/Mar   | 0             | 0                | 0                    | 0                  | 0                  |
| Apr/May/Jun   | 0             | 0                | 0                    | 0                  | 0                  |
| <b>Totals</b> | <b>0</b>      | <b>0</b>         | <b>0</b>             | <b>0</b>           | <b>1</b>           |

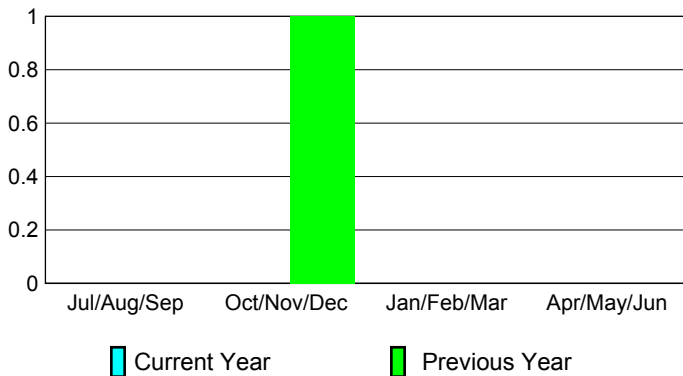
### Club Results 2009-2010

Goal, New, Dropped, Gain/Loss



### Comparison of Club Gain/Loss

Current Year Compared to the Previous Year



### YTD Status Quo Clubs 2009-2010

Status Quo Clubs Compared to Status Quo Members



## MEMBERSHIP

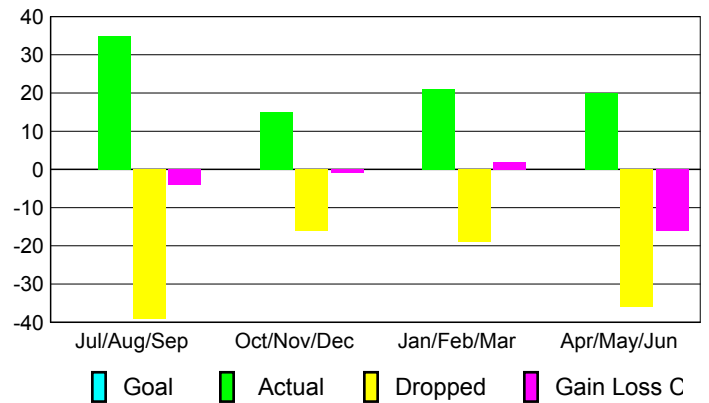
Membership Results  
2009-2010

Membership  
2008-2009

| Month         | Net Memb Goal | Actual New Memb | Actual Dropped Memb | Gain/Loss of Memb | Gain/Loss of Memb |
|---------------|---------------|-----------------|---------------------|-------------------|-------------------|
| Jul/Aug/Sep   | 0             | 35              | -39                 | -4                | -8                |
| Oct/Nov/Dec   | 0             | 15              | -16                 | -1                | 18                |
| Jan/Feb/Mar   | 0             | 21              | -19                 | 2                 | -5                |
| Apr/May/Jun   | 0             | 20              | -36                 | -16               | -19               |
| <b>Totals</b> | <b>0</b>      | <b>91</b>       | <b>-110</b>         | <b>-19</b>        | <b>-14</b>        |

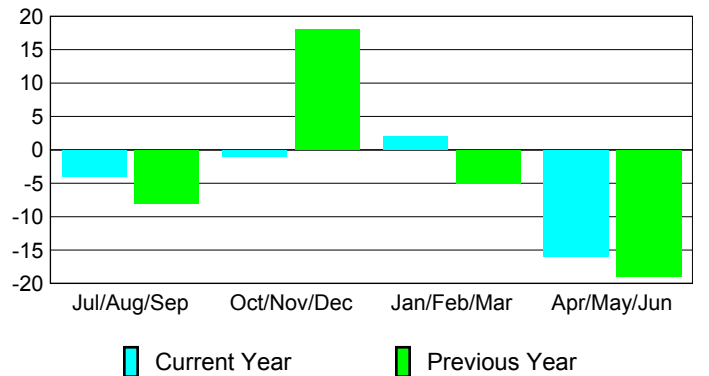
### Membership Results 2009-2010

Goal, New, Dropped, Gain/Loss

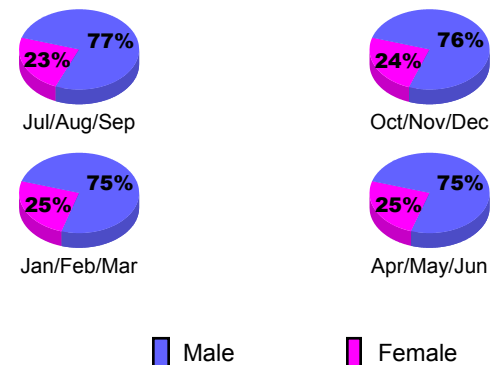


### Comparison of Membership Gain/Loss

Current Year Compared to the Previous Year



### Gender Comparison 2009-2010





# 2009-2010 GMT Quarterly Report for District (or Undistricted) **District 105BN ISLE**

GMT: **HOWARD PATRICK LEE**

Location: **ISLE OF MAN**

GMT CA: **4**

## CLUBS

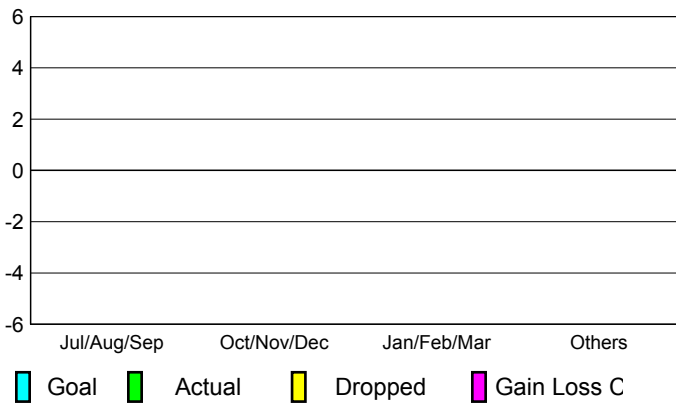
**Club Results  
2009-2010**

**Clubs  
2008-2009**

| Month         | New Club Goal | Actual New Clubs | Actual Dropped Clubs | Gain/Loss of Clubs | Gain/Loss of Clubs |
|---------------|---------------|------------------|----------------------|--------------------|--------------------|
| Jul/Aug/Sep   | 0             | 0                | 0                    | 0                  | 0                  |
| Oct/Nov/Dec   | 0             | 0                | 0                    | 0                  | 0                  |
| Jan/Feb/Mar   | 0             | 0                | 0                    | 0                  | 0                  |
| Apr/May/June  | 0             | 0                | 0                    | 0                  | 0                  |
| <b>Totals</b> | <b>0</b>      | <b>0</b>         | <b>0</b>             | <b>0</b>           | <b>0</b>           |


### Club Results 2009-2010

Goal, New, Dropped, Gain/Loss



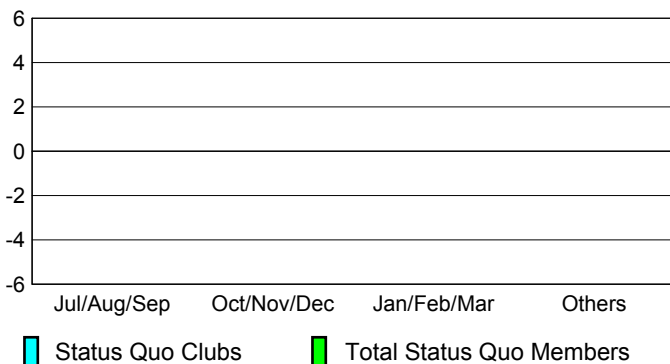
### Comparison of Club Gain/Loss

Current Year Compared to the Previous Year



### YTD Status Quo Clubs 2009-2010

Status Quo Clubs Compared to Status Quo Members



## MEMBERSHIP

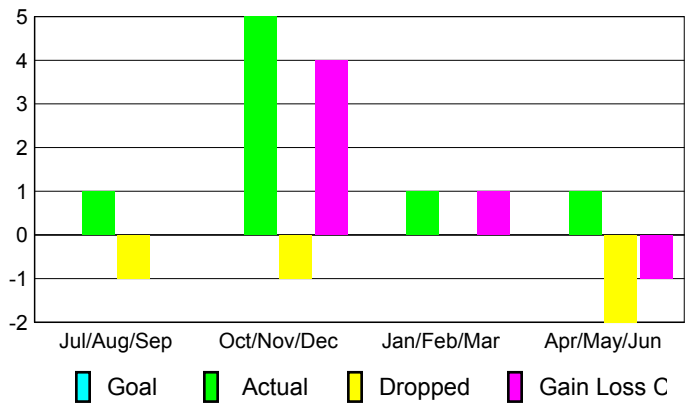
**Membership Results  
2009-2010**

**Membership  
2008-2009**

| Month         | Net Memb Goal | Actual New Memb | Actual Dropped Memb | Gain/Loss of Memb | Gain/Loss of Memb |
|---------------|---------------|-----------------|---------------------|-------------------|-------------------|
| Jul/Aug/Sep   | 0             | 1               | -1                  | 0                 | 0                 |
| Oct/Nov/Dec   | 0             | 5               | -1                  | 4                 | -1                |
| Jan/Feb/Mar   | 0             | 1               | 0                   | 1                 | 0                 |
| Apr/May/June  | 0             | 1               | -2                  | -1                | -3                |
| <b>Totals</b> | <b>0</b>      | <b>8</b>        | <b>-4</b>           | <b>4</b>          | <b>-4</b>         |

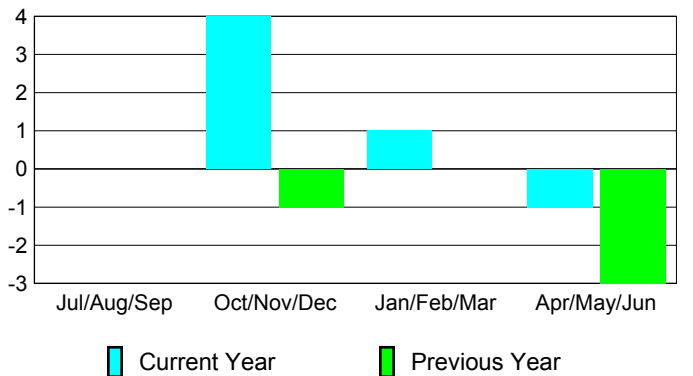
### Membership Results 2009-2010

Goal, New, Dropped, Gain/Loss

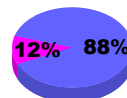


### Comparison of Membership Gain/Loss

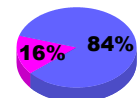
Current Year Compared to the Previous Year



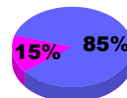
### Gender Comparison 2009-2010



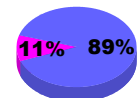
Jul/Aug/Sep



Oct/Nov/Dec



Jan/Feb/Mar



Apr/May/June

Male

Female



# 2009-2010 GMT Quarterly Report for District (or Undistricted) **District 105BS**

**GMT: HOWARD PATRICK LEE**

**Location: ENGLAND**

**GMT CA: 4**

## CLUBS


**Club Results  
2009-2010**

**Clubs  
2008-2009**

| Month         | New Club Goal | Actual New Clubs | Actual Dropped Clubs | Gain/Loss of Clubs | Gain/Loss of Clubs |
|---------------|---------------|------------------|----------------------|--------------------|--------------------|
| Jul/Aug/Sep   | 0             | 0                | 0                    | 0                  | 0                  |
| Oct/Nov/Dec   | 0             | 0                | 0                    | 0                  | 0                  |
| Jan/Feb/Mar   | 0             | 0                | 0                    | 0                  | 0                  |
| Apr/May/Jun   | 0             | 1                | 0                    | 1                  | 0                  |
| <b>Totals</b> | <b>0</b>      | <b>1</b>         | <b>0</b>             | <b>1</b>           | <b>0</b>           |


### Club Results 2009-2010

Goal, New, Dropped, Gain/Loss



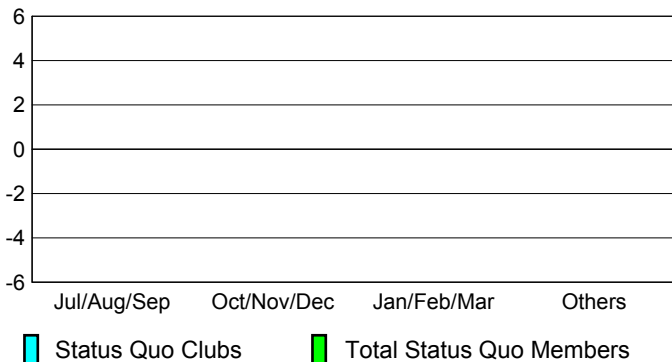
### Comparison of Club Gain/Loss

Current Year Compared to the Previous Year



### YTD Status Quo Clubs 2009-2010

Status Quo Clubs Compared to Status Quo Members



## MEMBERSHIP

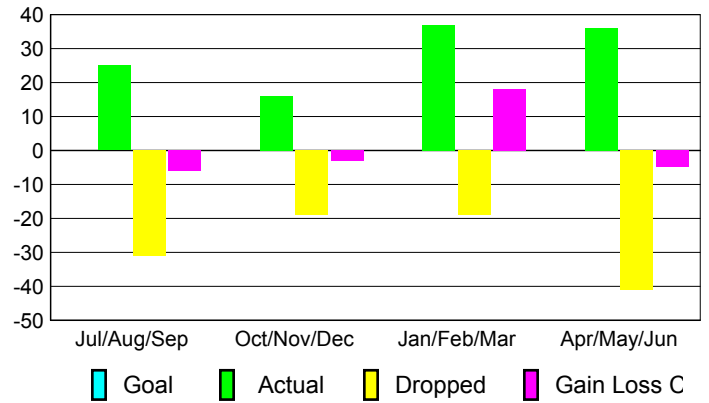
**Membership Results  
2009-2010**

**Membership  
2008-2009**

| Month         | Net Memb Goal | Actual New Memb | Actual Dropped Memb | Gain/Loss of Memb | Gain/Loss of Memb |
|---------------|---------------|-----------------|---------------------|-------------------|-------------------|
| Jul/Aug/Sep   | 0             | 25              | -31                 | -6                | 4                 |
| Oct/Nov/Dec   | 0             | 16              | -19                 | -3                | -10               |
| Jan/Feb/Mar   | 0             | 37              | -19                 | 18                | -16               |
| Apr/May/Jun   | 0             | 36              | -41                 | -5                | 4                 |
| <b>Totals</b> | <b>0</b>      | <b>114</b>      | <b>-110</b>         | <b>4</b>          | <b>-18</b>        |

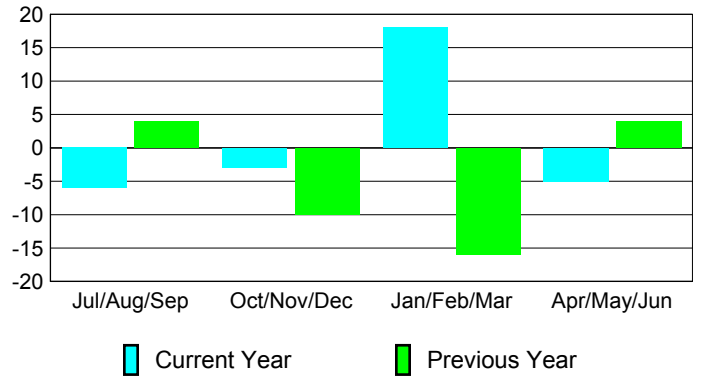
### Membership Results 2009-2010

Goal, New, Dropped, Gain/Loss

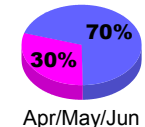
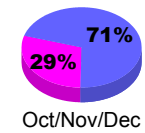
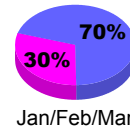
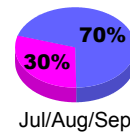


### Comparison of Membership Gain/Loss

Current Year Compared to the Previous Year



### Gender Comparison 2009-2010



Male

Female



2009-2010 GMT Quarterly Report for District (or Undistricted) **District 105BS WALES**

GMT: **HOWARD PATRICK LEE**

Location: **WALES**

GMT CA: **4**

**CLUBS**

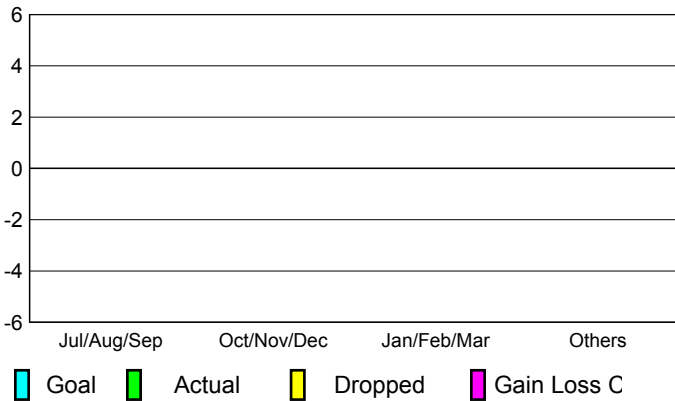
**Club Results  
2009-2010**

**Clubs  
2008-2009**

| Month         | New Club Goal | Actual New Clubs | Actual Dropped Clubs | Gain/Loss of Clubs | Gain/Loss of Clubs |
|---------------|---------------|------------------|----------------------|--------------------|--------------------|
| Jul/Aug/Sep   | 0             | 0                | 0                    | 0                  | 0                  |
| Oct/Nov/Dec   | 0             | 0                | 0                    | 0                  | 0                  |
| Jan/Feb/Mar   | 0             | 0                | 0                    | 0                  | 0                  |
| Apr/May/Jun   | 0             | 0                | 0                    | 0                  | 0                  |
| <b>Totals</b> | <b>0</b>      | <b>0</b>         | <b>0</b>             | <b>0</b>           | <b>0</b>           |


**Club Results 2009-2010**

Goal, New, Dropped, Gain/Loss



**Comparison of Club Gain/Loss**

Current Year Compared to the Previous Year



**YTD Status Quo Clubs 2009-2010**

Status Quo Clubs Compared to Status Quo Members



**MEMBERSHIP**

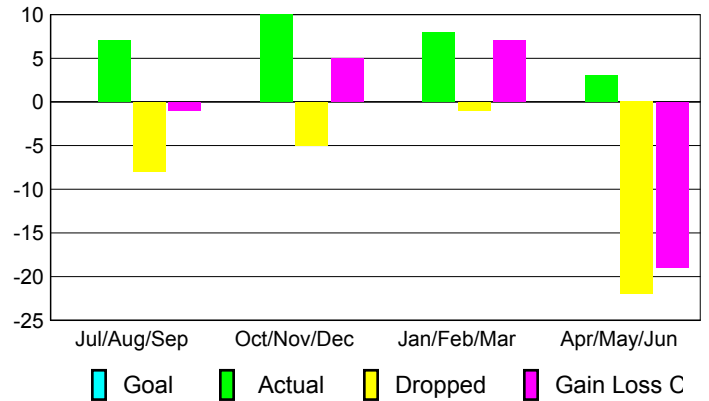
**Membership Results  
2009-2010**

**Membership  
2008-2009**

| Month         | Net Memb Goal | Actual New Memb | Actual Dropped Memb | Gain/Loss of Memb | Gain/Loss of Memb |
|---------------|---------------|-----------------|---------------------|-------------------|-------------------|
| Jul/Aug/Sep   | 0             | 7               | -8                  | -1                | 5                 |
| Oct/Nov/Dec   | 0             | 10              | -5                  | 5                 | -8                |
| Jan/Feb/Mar   | 0             | 8               | -1                  | 7                 | -1                |
| Apr/May/Jun   | 0             | 3               | -22                 | -19               | -1                |
| <b>Totals</b> | <b>0</b>      | <b>28</b>       | <b>-36</b>          | <b>-8</b>         | <b>-5</b>         |

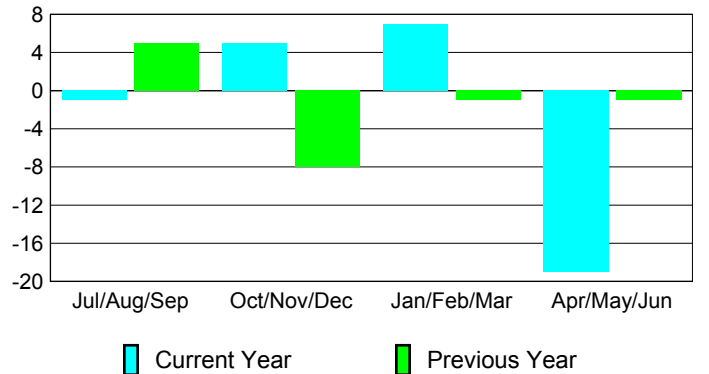
**Membership Results 2009-2010**

Goal, New, Dropped, Gain/Loss

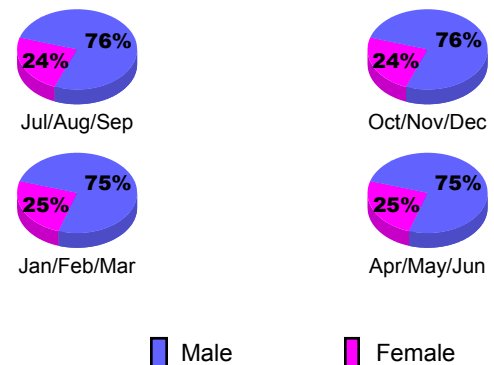


**Comparison of Membership Gain/Loss**

Current Year Compared to the Previous Year



**Gender Comparison 2009-2010**





# 2009-2010 GMT Quarterly Report for District (or Undistricted) **District 105 C**

**GMT: HOWARD PATRICK LEE**

**Location: ENGLAND**

**GMT CA: 4**

## CLUBS

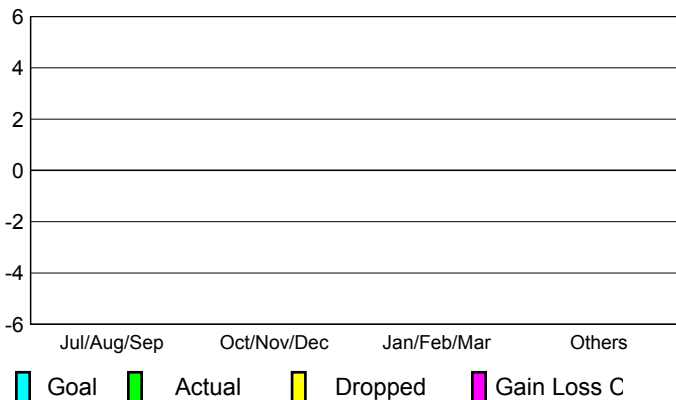
Club Results  
2009-2010

Clubs  
2008-2009

| Month         | New Club Goal | Actual New Clubs | Actual Dropped Clubs | Gain/Loss of Clubs | Gain/Loss of Clubs |
|---------------|---------------|------------------|----------------------|--------------------|--------------------|
| Jul/Aug/Sep   | 0             | 0                | 0                    | 0                  | 0                  |
| Oct/Nov/Dec   | 0             | 0                | 0                    | 0                  | 0                  |
| Jan/Feb/Mar   | 0             | 0                | 0                    | 0                  | 0                  |
| Apr/May/Jun   | 0             | 0                | 0                    | 0                  | 0                  |
| <b>Totals</b> | <b>0</b>      | <b>0</b>         | <b>0</b>             | <b>0</b>           | <b>0</b>           |


### Club Results 2009-2010

Goal, New, Dropped, Gain/Loss



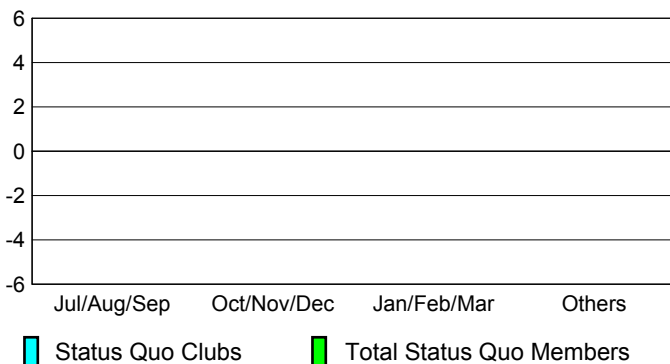
### Comparison of Club Gain/Loss

Current Year Compared to the Previous Year



### YTD Status Quo Clubs 2009-2010

Status Quo Clubs Compared to Status Quo Members



## MEMBERSHIP

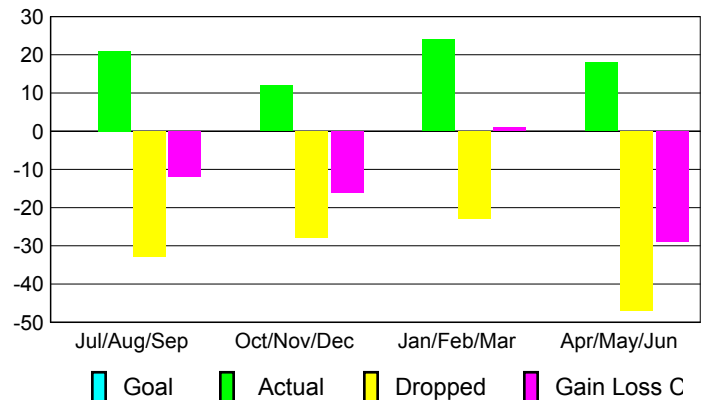
Membership Results  
2009-2010

Membership  
2008-2009

| Month         | Net Memb Goal | Actual New Memb | Actual Dropped Memb | Gain/Loss of Memb | Gain/Loss of Memb |
|---------------|---------------|-----------------|---------------------|-------------------|-------------------|
| Jul/Aug/Sep   | 0             | 21              | -33                 | -12               | -2                |
| Oct/Nov/Dec   | 0             | 12              | -28                 | -16               | 15                |
| Jan/Feb/Mar   | 0             | 24              | -23                 | 1                 | 11                |
| Apr/May/Jun   | 0             | 18              | -47                 | -29               | 0                 |
| <b>Totals</b> | <b>0</b>      | <b>75</b>       | <b>-131</b>         | <b>-56</b>        | <b>24</b>         |

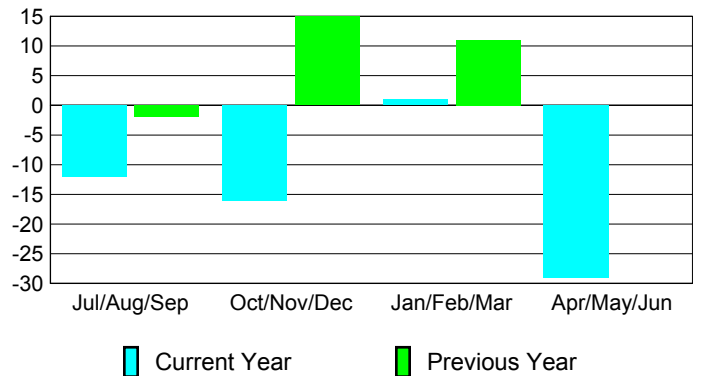
### Membership Results 2009-2010

Goal, New, Dropped, Gain/Loss

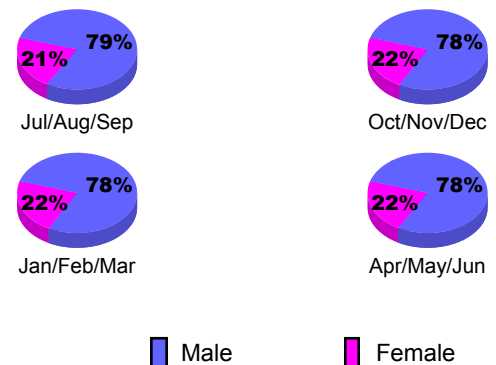


### Comparison of Membership Gain/Loss

Current Year Compared to the Previous Year



### Gender Comparison 2009-2010





# 2009-2010 GMT Quarterly Report for District (or Undistricted) **District 105 D**

GMT: **HOWARD PATRICK LEE**

Location: **ENGLAND**

GMT CA: **4**

## CLUBS

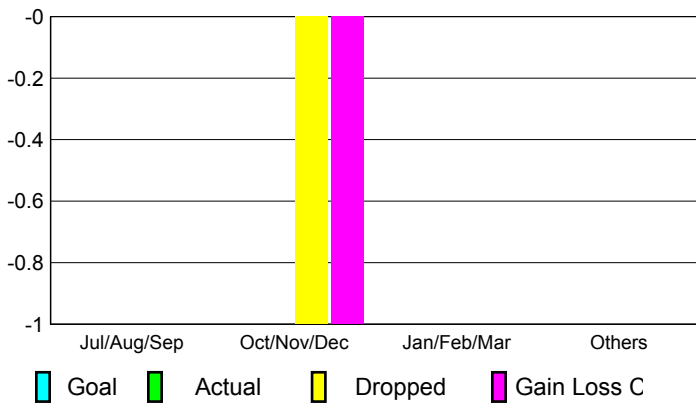
**Club Results**  
2009-2010

**Clubs**  
2008-2009

| Month         | New Club Goal | Actual New Clubs | Actual Dropped Clubs | Gain/Loss of Clubs | Gain/Loss of Clubs |
|---------------|---------------|------------------|----------------------|--------------------|--------------------|
| Jul/Aug/Sep   | 0             | 0                | 0                    | 0                  | 0                  |
| Oct/Nov/Dec   | 0             | 0                | -1                   | -1                 | 0                  |
| Jan/Feb/Mar   | 0             | 0                | 0                    | 0                  | 0                  |
| Apr/May/June  | 0             | 0                | 0                    | 0                  | 0                  |
| <b>Totals</b> | <b>0</b>      | <b>0</b>         | <b>-1</b>            | <b>-1</b>          | <b>0</b>           |

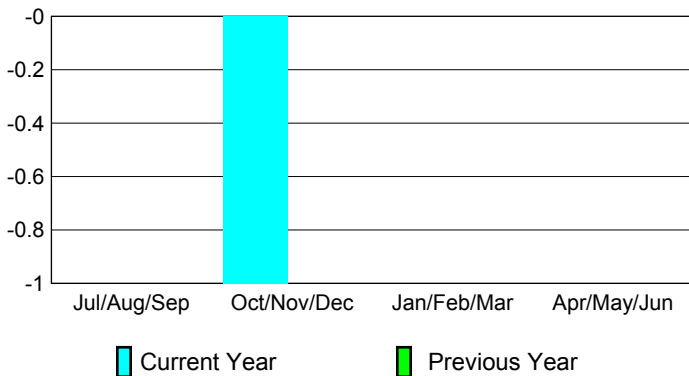
### Club Results 2009-2010

Goal, New, Dropped, Gain/Loss



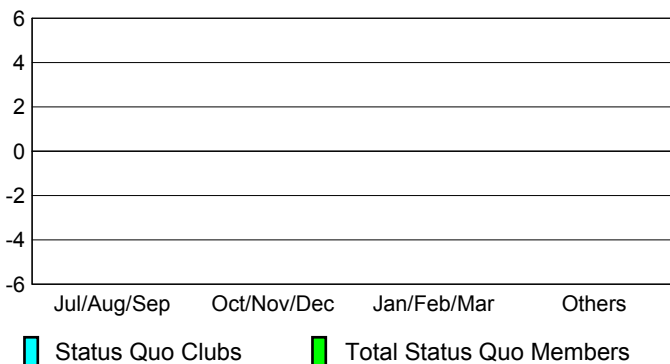
### Comparison of Club Gain/Loss

Current Year Compared to the Previous Year



### YTD Status Quo Clubs 2009-2010

Status Quo Clubs Compared to Status Quo Members



## MEMBERSHIP

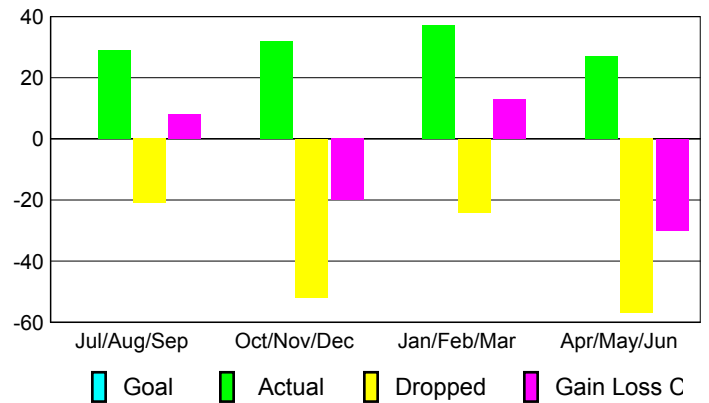
**Membership Results**  
2009-2010

**Membership**  
2008-2009

| Month         | Net Memb Goal | Actual New Memb | Actual Dropped Memb | Gain/Loss of Memb | Gain/Loss of Memb |
|---------------|---------------|-----------------|---------------------|-------------------|-------------------|
| Jul/Aug/Sep   | 0             | 29              | -21                 | 8                 | 14                |
| Oct/Nov/Dec   | 0             | 32              | -52                 | -20               | -27               |
| Jan/Feb/Mar   | 0             | 37              | -24                 | 13                | 5                 |
| Apr/May/June  | 0             | 27              | -57                 | -30               | 4                 |
| <b>Totals</b> | <b>0</b>      | <b>125</b>      | <b>-154</b>         | <b>-29</b>        | <b>-4</b>         |

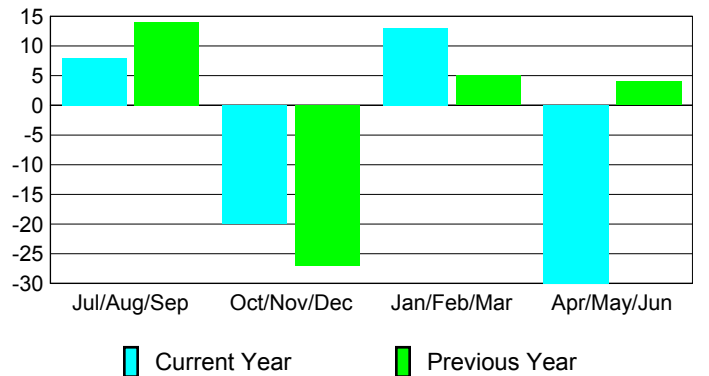
### Membership Results 2009-2010

Goal, New, Dropped, Gain/Loss

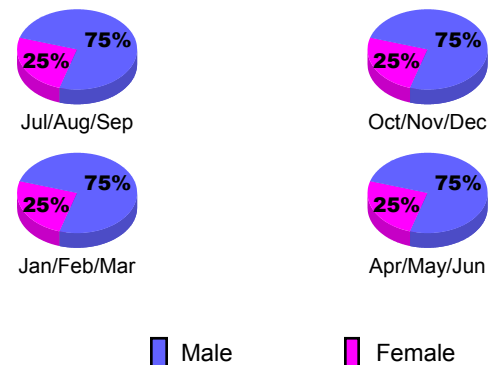


### Comparison of Membership Gain/Loss

Current Year Compared to the Previous Year



### Gender Comparison 2009-2010





2009-2010 GMT Quarterly Report for District (or Undistricted) **District 105 D**

GMT: **HOWARD PATRICK LEE**

Location: **CHANNEL ISLE**

GMT CA: **4**

**CLUBS**

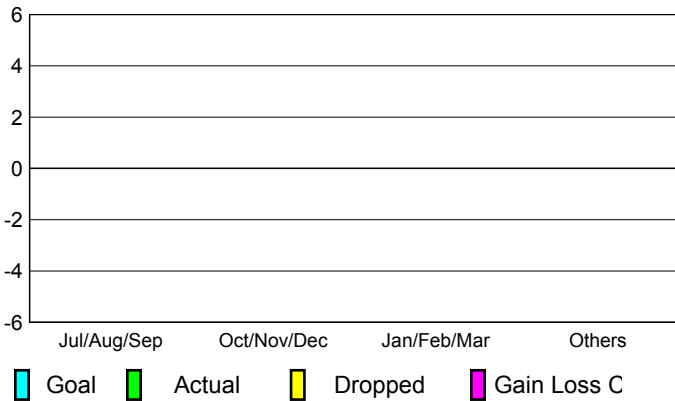
**Club Results  
2009-2010**

**Clubs  
2008-2009**

| Month         | New Club Goal | Actual New Clubs | Actual Dropped Clubs | Gain/Loss of Clubs | Gain/Loss of Clubs |
|---------------|---------------|------------------|----------------------|--------------------|--------------------|
| Jul/Aug/Sep   | 0             | 0                | 0                    | 0                  | 0                  |
| Oct/Nov/Dec   | 0             | 0                | 0                    | 0                  | 0                  |
| Jan/Feb/Mar   | 0             | 0                | 0                    | 0                  | 0                  |
| Apr/May/June  | 0             | 0                | 0                    | 0                  | 0                  |
| <b>Totals</b> | <b>0</b>      | <b>0</b>         | <b>0</b>             | <b>0</b>           | <b>0</b>           |

**Club Results 2009-2010**

Goal, New, Dropped, Gain/Loss



**MEMBERSHIP**

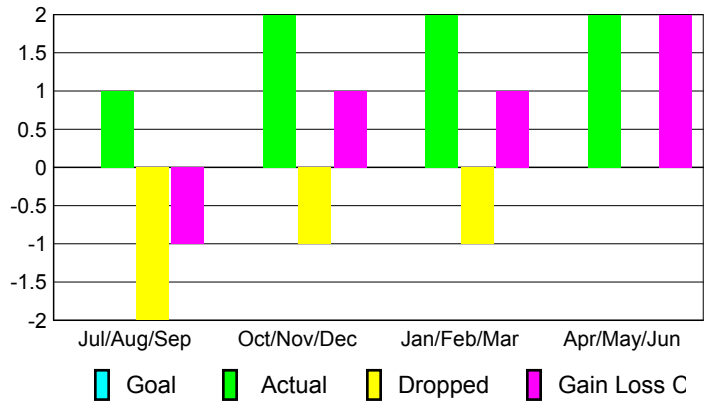
**Membership Results  
2009-2010**

**Membership  
2008-2009**

| Month         | Net Memb Goal | Actual New Memb | Actual Dropped Memb | Gain/Loss of Memb | Gain/Loss of Memb |
|---------------|---------------|-----------------|---------------------|-------------------|-------------------|
| Jul/Aug/Sep   | 0             | 1               | -2                  | -1                | 3                 |
| Oct/Nov/Dec   | 0             | 2               | -1                  | 1                 | -1                |
| Jan/Feb/Mar   | 0             | 2               | -1                  | 1                 | 1                 |
| Apr/May/June  | 0             | 2               | 0                   | 2                 | 0                 |
| <b>Totals</b> | <b>0</b>      | <b>7</b>        | <b>-4</b>           | <b>3</b>          | <b>3</b>          |


**Membership Results 2009-2010**

Goal, New, Dropped, Gain/Loss



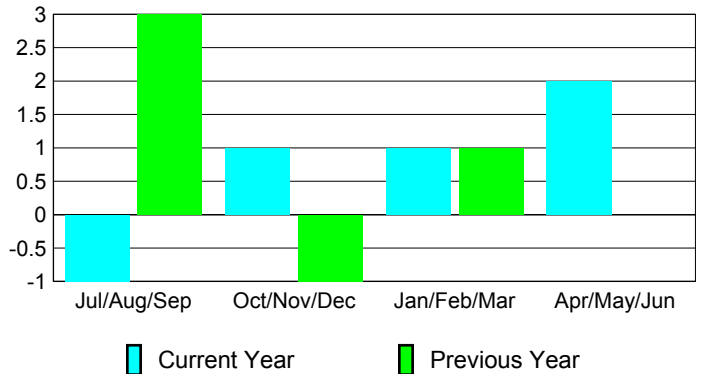
**Comparison of Club Gain/Loss**

Current Year Compared to the Previous Year



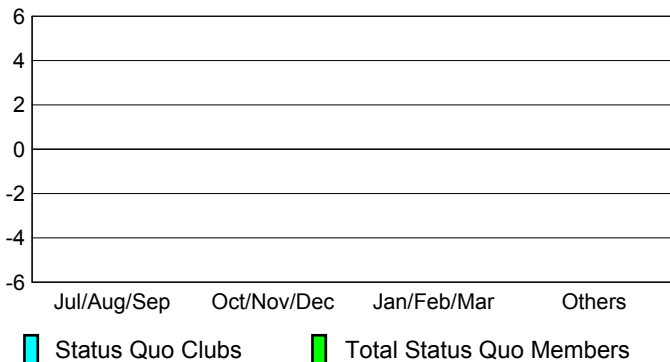
**Comparison of Membership Gain/Loss**

Current Year Compared to the Previous Year

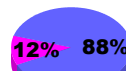


**YTD Status Quo Clubs 2009-2010**

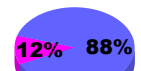
Status Quo Clubs Compared to Status Quo Members



**Gender Comparison 2009-2010**



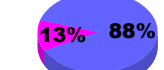
Jul/Aug/Sep



Oct/Nov/Dec



Jan/Feb/Mar



Apr/May/June

Male

Female





# 2009-2010 GMT Quarterly Report for District (or Undistricted) **District 105 E**

**GMT: HOWARD PATRICK LEE**

**Location: ENGLAND**

**GMT CA: 4**

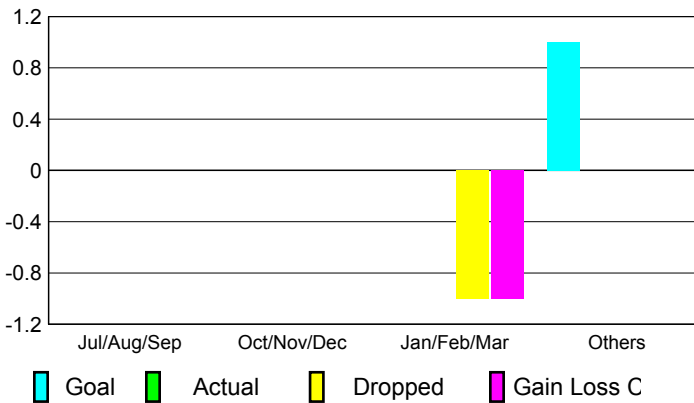
## CLUBS

|                                  |                           |
|----------------------------------|---------------------------|
| <u>Club Results</u><br>2009-2010 | <u>Clubs</u><br>2008-2009 |
|----------------------------------|---------------------------|

| Month         | New Club Goal | Actual New Clubs | Actual Dropped Clubs | Gain/Loss of Clubs | Gain/Loss of Clubs |
|---------------|---------------|------------------|----------------------|--------------------|--------------------|
| Jul/Aug/Sep   | 0             | 0                | 0                    | 0                  | 0                  |
| Oct/Nov/Dec   | 0             | 0                | 0                    | 0                  | 0                  |
| Jan/Feb/Mar   | 0             | 0                | -1                   | -1                 | 0                  |
| Apr/May/June  | 1             | 0                | 0                    | 0                  | 0                  |
| <b>Totals</b> | <b>1</b>      | <b>0</b>         | <b>-1</b>            | <b>-1</b>          | <b>0</b>           |

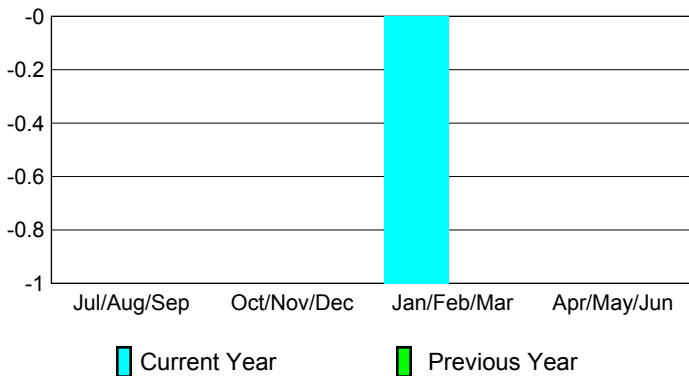
### Club Results 2009-2010

Goal, New, Dropped, Gain/Loss



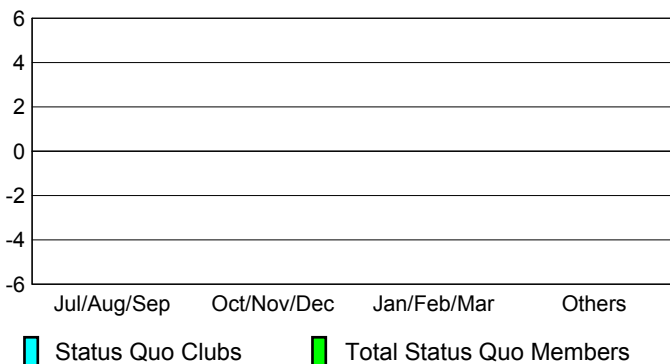
### Comparison of Club Gain/Loss

Current Year Compared to the Previous Year



### YTD Status Quo Clubs 2009-2010

Status Quo Clubs Compared to Status Quo Members



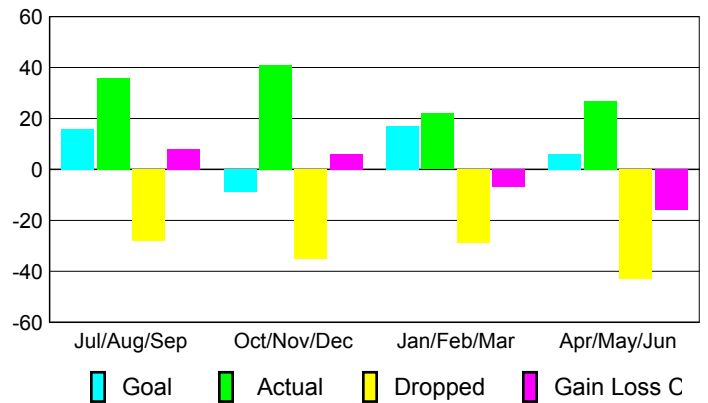
## MEMBERSHIP

|  |                                |
|--|--------------------------------|
| <u>Membership Results</u><br>2009-2010 | <u>Membership</u><br>2008-2009 |
|--|--------------------------------|

| Month         | Net Memb Goal | Actual New Memb | Actual Dropped Memb | Gain/Loss of Memb | Gain/Loss of Memb |
|---------------|---------------|-----------------|---------------------|-------------------|-------------------|
| Jul/Aug/Sep   | 16            | 36              | -28                 | 8                 | 6                 |
| Oct/Nov/Dec   | -9            | 41              | -35                 | 6                 | -24               |
| Jan/Feb/Mar   | 17            | 22              | -29                 | -7                | -12               |
| Apr/May/June  | 6             | 27              | -43                 | -16               | -15               |
| <b>Totals</b> | <b>30</b>     | <b>126</b>      | <b>-135</b>         | <b>-9</b>         | <b>-45</b>        |

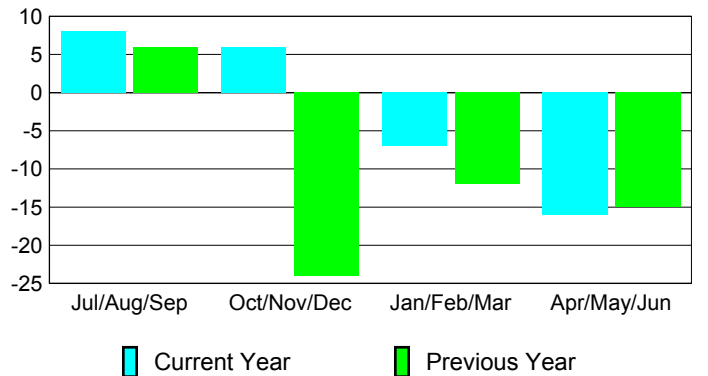
### Membership Results 2009-2010

Goal, New, Dropped, Gain/Loss

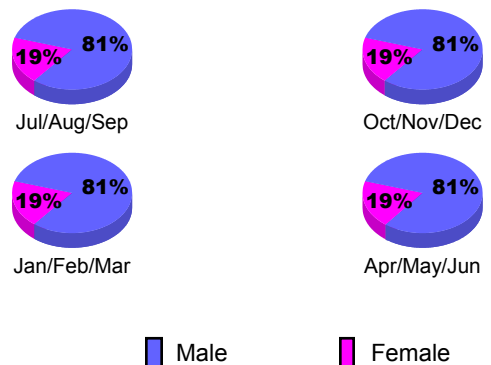


### Comparison of Membership Gain/Loss

Current Year Compared to the Previous Year



### Gender Comparison 2009-2010





# 2009-2010 GMT Quarterly Report for District (or Undistricted) **District 105EA**

**GMT: HOWARD PATRICK LEE**

**Location: ENGLAND**

**GMT CA: 4**

## CLUBS

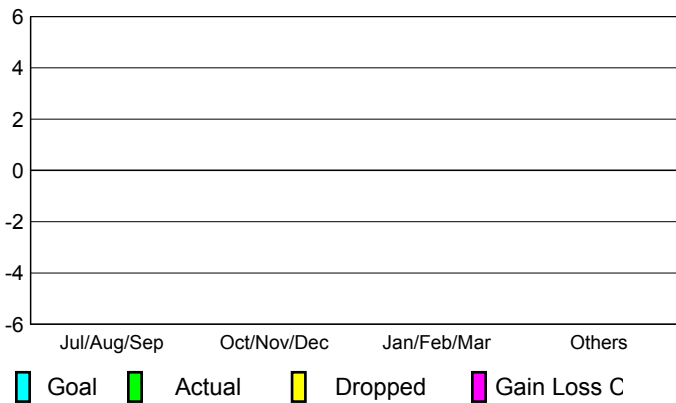
Club Results  
2009-2010

Clubs  
2008-2009

| Month         | New Club Goal | Actual New Clubs | Actual Dropped Clubs | Gain/Loss of Clubs | Gain/Loss of Clubs |
|---------------|---------------|------------------|----------------------|--------------------|--------------------|
| Jul/Aug/Sep   | 0             | 0                | 0                    | 0                  | 0                  |
| Oct/Nov/Dec   | 0             | 0                | 0                    | 0                  | 0                  |
| Jan/Feb/Mar   | 0             | 0                | 0                    | 0                  | 0                  |
| Apr/May/June  | 0             | 0                | 0                    | 0                  | 0                  |
| <b>Totals</b> | <b>0</b>      | <b>0</b>         | <b>0</b>             | <b>0</b>           | <b>0</b>           |


### Club Results 2009-2010

Goal, New, Dropped, Gain/Loss



### Comparison of Club Gain/Loss

Current Year Compared to the Previous Year



### YTD Status Quo Clubs 2009-2010

Status Quo Clubs Compared to Status Quo Members



## MEMBERSHIP

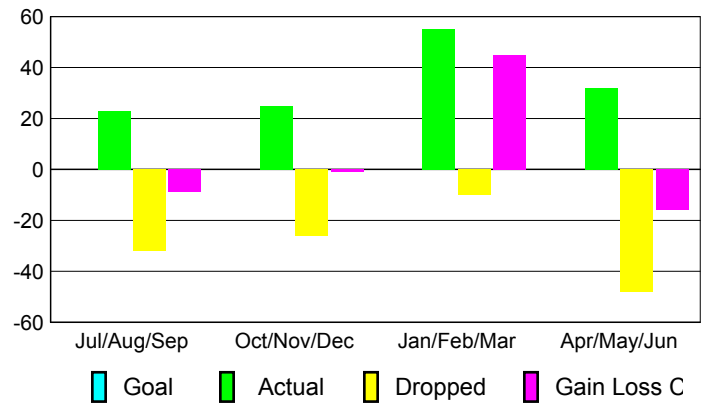
Membership Results  
2009-2010

Membership  
2008-2009

| Month         | Net Memb Goal | Actual New Memb | Actual Dropped Memb | Gain/Loss of Memb | Gain/Loss of Memb |
|---------------|---------------|-----------------|---------------------|-------------------|-------------------|
| Jul/Aug/Sep   | 0             | 23              | -32                 | -9                | -10               |
| Oct/Nov/Dec   | 0             | 25              | -26                 | -1                | -38               |
| Jan/Feb/Mar   | 0             | 55              | -10                 | 45                | 5                 |
| Apr/May/June  | 0             | 32              | -48                 | -16               | -18               |
| <b>Totals</b> | <b>0</b>      | <b>135</b>      | <b>-116</b>         | <b>19</b>         | <b>-61</b>        |

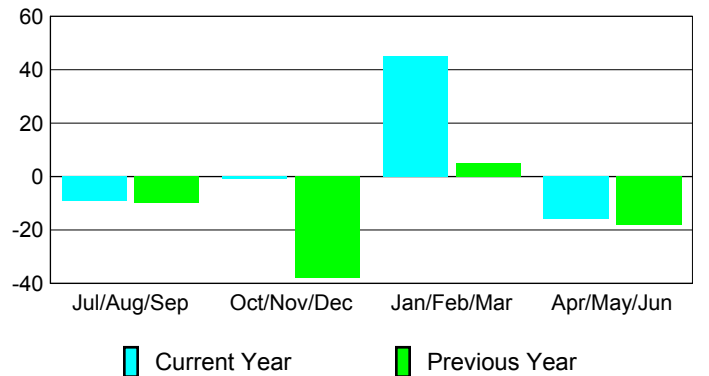
### Membership Results 2009-2010

Goal, New, Dropped, Gain/Loss

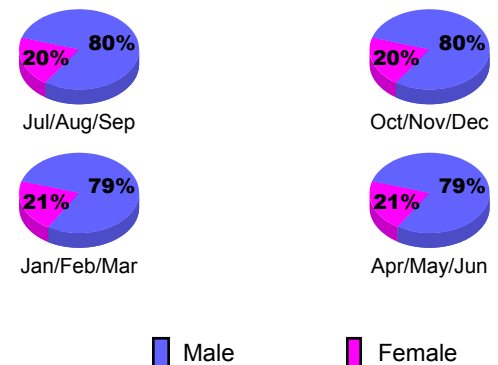


### Comparison of Membership Gain/Loss

Current Year Compared to the Previous Year



### Gender Comparison 2009-2010





# 2009-2010 GMT Quarterly Report for District (or Undistricted) **District 105 I**

GMT: **HOWARD PATRICK LEE**

Location: **NORTHERN IRELAND**

GMT CA: **4**

## CLUBS

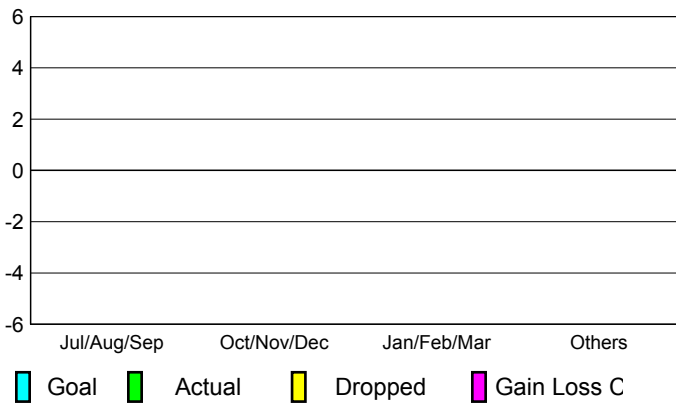
**Club Results**  
2009-2010

**Clubs**  
2008-2009

| Month         | New Club Goal | Actual New Clubs | Actual Dropped Clubs | Gain/Loss of Clubs | Gain/Loss of Clubs |
|---------------|---------------|------------------|----------------------|--------------------|--------------------|
| Jul/Aug/Sep   | 0             | 0                | 0                    | 0                  | 0                  |
| Oct/Nov/Dec   | 0             | 0                | 0                    | 0                  | 0                  |
| Jan/Feb/Mar   | 0             | 0                | 0                    | 0                  | 0                  |
| Apr/May/June  | 0             | 0                | 0                    | 0                  | 0                  |
| <b>Totals</b> | <b>0</b>      | <b>0</b>         | <b>0</b>             | <b>0</b>           | <b>0</b>           |


### Club Results 2009-2010

Goal, New, Dropped, Gain/Loss



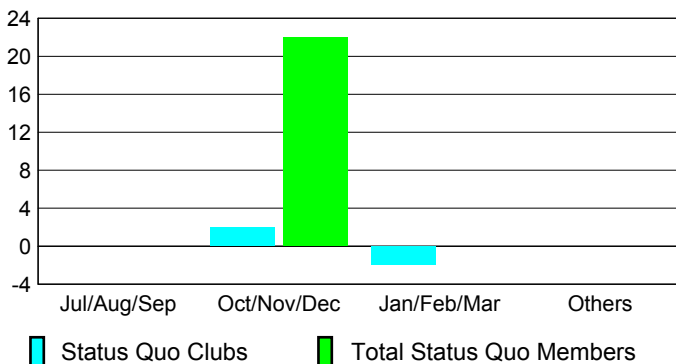
### Comparison of Club Gain/Loss

Current Year Compared to the Previous Year



### YTD Status Quo Clubs 2009-2010

Status Quo Clubs Compared to Status Quo Members



## MEMBERSHIP

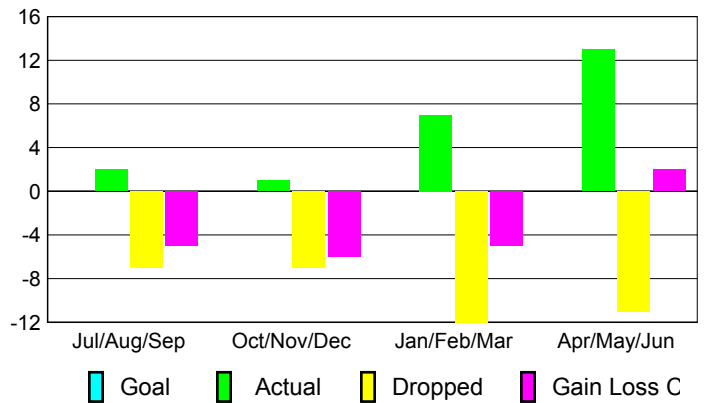
**Membership Results**  
2009-2010

**Membership**  
2008-2009

| Month         | Net Memb Goal | Actual New Memb | Actual Dropped Memb | Gain/Loss of Memb | Gain/Loss of Memb |
|---------------|---------------|-----------------|---------------------|-------------------|-------------------|
| Jul/Aug/Sep   | 0             | 2               | -7                  | -5                | -3                |
| Oct/Nov/Dec   | 0             | 1               | -7                  | -6                | -4                |
| Jan/Feb/Mar   | 0             | 7               | -12                 | -5                | 5                 |
| Apr/May/June  | 0             | 13              | -11                 | 2                 | -1                |
| <b>Totals</b> | <b>0</b>      | <b>23</b>       | <b>-37</b>          | <b>-14</b>        | <b>-3</b>         |

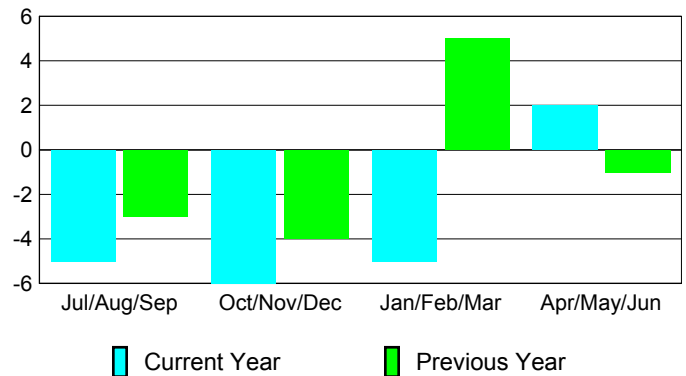
### Membership Results 2009-2010

Goal, New, Dropped, Gain/Loss

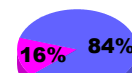


### Comparison of Membership Gain/Loss

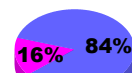
Current Year Compared to the Previous Year



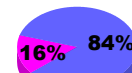
### Gender Comparison 2009-2010



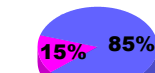
Jul/Aug/Sep



Oct/Nov/Dec



Jan/Feb/Mar



Apr/May/June

Male

Female



# 2009-2010 GMT Quarterly Report for District (or Undistricted) **District 105 I**

GMT: **HOWARD PATRICK LEE**

Location: **REPUBLIC OF IRELAND**

GMT CA: **4**

## CLUBS

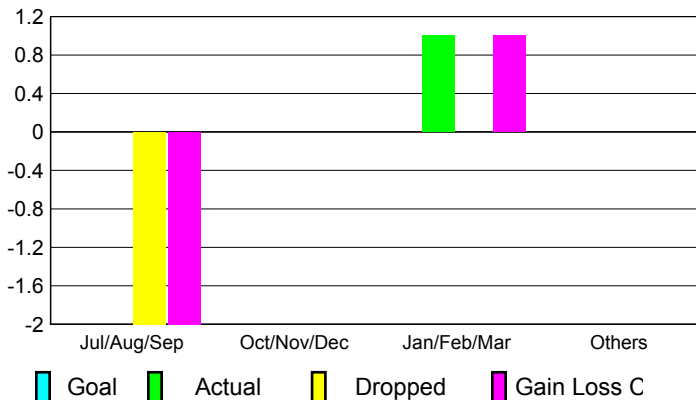
**Club Results**  
2009-2010

**Clubs**  
2008-2009

| Month         | New Club Goal | Actual New Clubs | Actual Dropped Clubs | Gain/Loss of Clubs | Gain/Loss of Clubs |
|---------------|---------------|------------------|----------------------|--------------------|--------------------|
| Jul/Aug/Sep   | 0             | 0                | -2                   | -2                 | -1                 |
| Oct/Nov/Dec   | 0             | 0                | 0                    | 0                  | 0                  |
| Jan/Feb/Mar   | 0             | 1                | 0                    | 1                  | 0                  |
| Apr/May/June  | 0             | 0                | 0                    | 0                  | 1                  |
| <b>Totals</b> | <b>0</b>      | <b>1</b>         | <b>-2</b>            | <b>-1</b>          | <b>0</b>           |

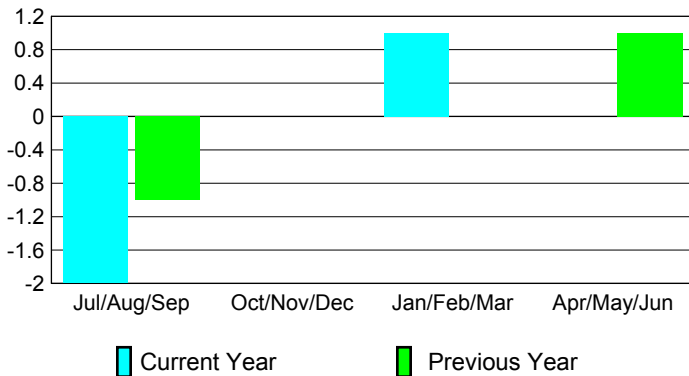
### Club Results 2009-2010

Goal, New, Dropped, Gain/Loss



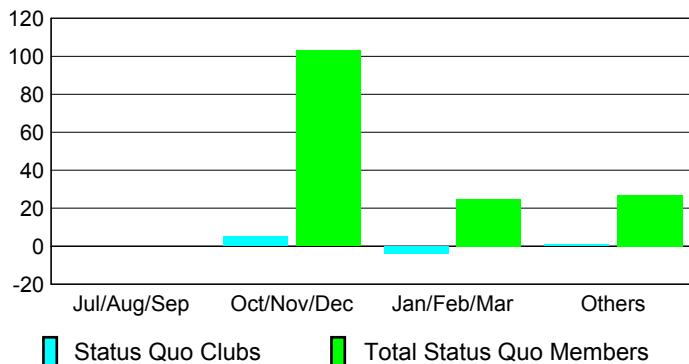
### Comparison of Club Gain/Loss

Current Year Compared to the Previous Year



### YTD Status Quo Clubs 2009-2010

Status Quo Clubs Compared to Status Quo Members



## MEMBERSHIP

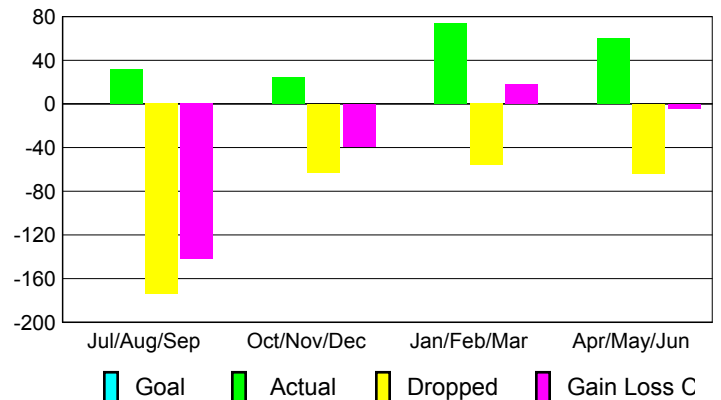
**Membership Results**  
2009-2010

**Membership**  
2008-2009

| Month         | Net Memb Goal | Actual New Memb | Actual Dropped Memb | Gain/Loss of Memb | Gain/Loss of Memb |
|---------------|---------------|-----------------|---------------------|-------------------|-------------------|
| Jul/Aug/Sep   | 0             | 32              | -174                | -142              | -29               |
| Oct/Nov/Dec   | 0             | 24              | -63                 | -39               | -5                |
| Jan/Feb/Mar   | 0             | 74              | -56                 | 18                | -16               |
| Apr/May/June  | 0             | 60              | -64                 | -4                | -5                |
| <b>Totals</b> | <b>0</b>      | <b>190</b>      | <b>-357</b>         | <b>-167</b>       | <b>-55</b>        |

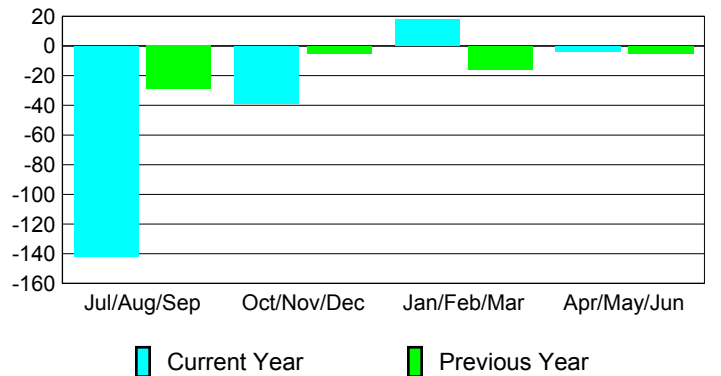
### Membership Results 2009-2010

Goal, New, Dropped, Gain/Loss

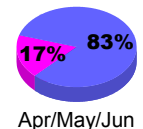
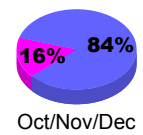
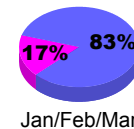
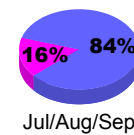


### Comparison of Membership Gain/Loss

Current Year Compared to the Previous Year



### Gender Comparison 2009-2010



Male

Female



# 2009-2010 GMT Quarterly Report for District (or Undistricted) **District 105 M**

GMT: **HOWARD PATRICK LEE**

Location: **ENGLAND**

GMT CA: **4**

## CLUBS

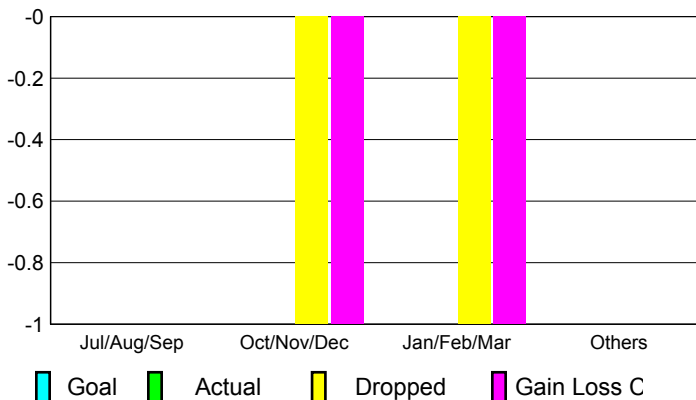
**Club Results**  
2009-2010

**Clubs**  
2008-2009

| Month         | New Club Goal | Actual New Clubs | Actual Dropped Clubs | Gain/Loss of Clubs | Gain/Loss of Clubs |
|---------------|---------------|------------------|----------------------|--------------------|--------------------|
| Jul/Aug/Sep   | 0             | 0                | 0                    | 0                  | 0                  |
| Oct/Nov/Dec   | 0             | 0                | -1                   | -1                 | 0                  |
| Jan/Feb/Mar   | 0             | 0                | -1                   | -1                 | 1                  |
| Apr/May/Jun   | 0             | 0                | 0                    | 0                  | 0                  |
| <b>Totals</b> | <b>0</b>      | <b>0</b>         | <b>-2</b>            | <b>-2</b>          | <b>1</b>           |

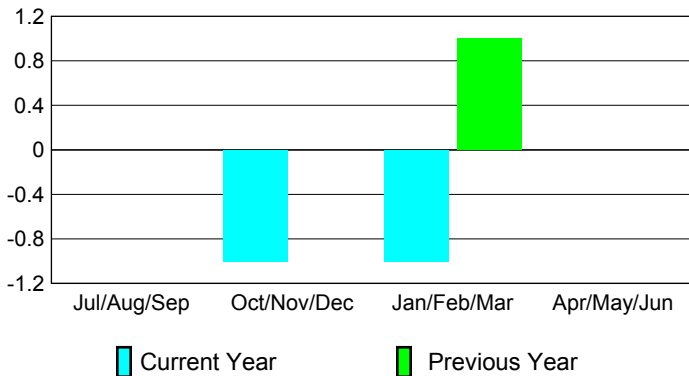
### Club Results 2009-2010

Goal, New, Dropped, Gain/Loss



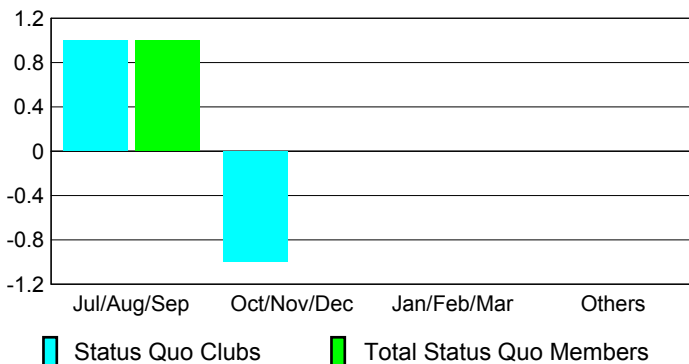
### Comparison of Club Gain/Loss

Current Year Compared to the Previous Year



### YTD Status Quo Clubs 2009-2010

Status Quo Clubs Compared to Status Quo Members



## MEMBERSHIP

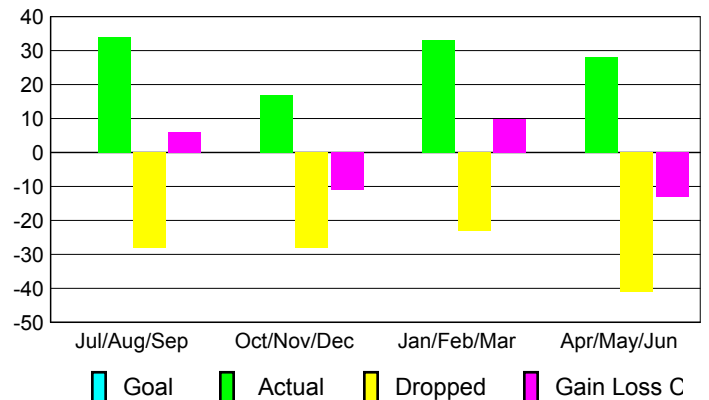
**Membership Results**  
2009-2010

**Membership**  
2008-2009

| Month         | Net Memb Goal | Actual New Memb | Actual Dropped Memb | Gain/Loss of Memb | Gain/Loss of Memb |
|---------------|---------------|-----------------|---------------------|-------------------|-------------------|
| Jul/Aug/Sep   | 0             | 34              | -28                 | 6                 | -13               |
| Oct/Nov/Dec   | 0             | 17              | -28                 | -11               | -28               |
| Jan/Feb/Mar   | 0             | 33              | -23                 | 10                | 35                |
| Apr/May/Jun   | 0             | 28              | -41                 | -13               | -26               |
| <b>Totals</b> | <b>0</b>      | <b>112</b>      | <b>-120</b>         | <b>-8</b>         | <b>-32</b>        |

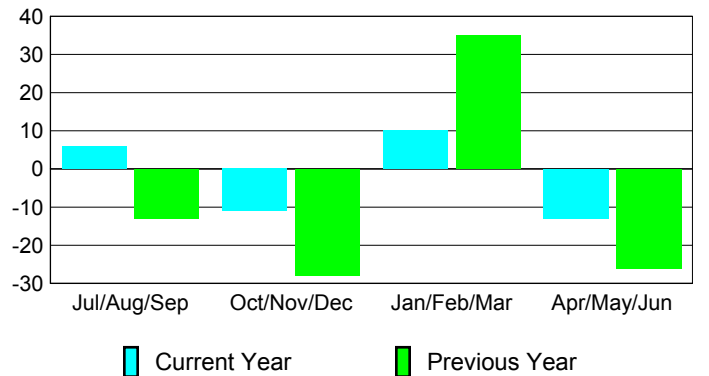
### Membership Results 2009-2010

Goal, New, Dropped, Gain/Loss

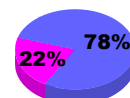


### Comparison of Membership Gain/Loss

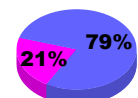
Current Year Compared to the Previous Year



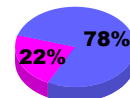
### Gender Comparison 2009-2010



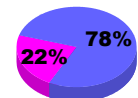
Jul/Aug/Sep



Oct/Nov/Dec



Jan/Feb/Mar



Apr/May/Jun

Male

Female



# 2009-2010 GMT Quarterly Report for District (or Undistricted) **District 105NE**

GMT: **HOWARD PATRICK LEE**

Location: **ENGLAND**

GMT CA: **4**

## CLUBS

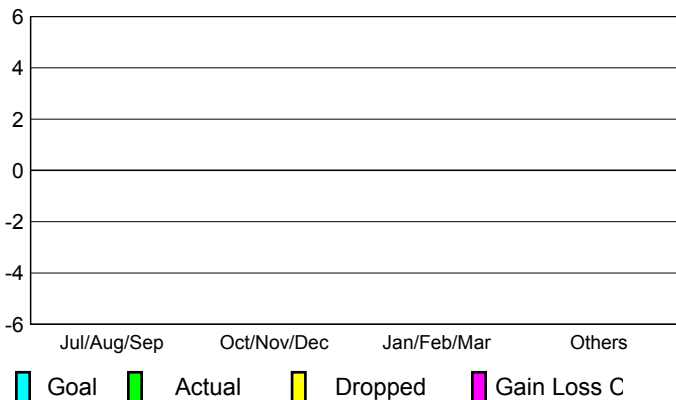
Club Results  
2009-2010

Clubs  
2008-2009

| Month         | New Club Goal | Actual New Clubs | Actual Dropped Clubs | Gain/Loss of Clubs | Gain/Loss of Clubs |
|---------------|---------------|------------------|----------------------|--------------------|--------------------|
| Jul/Aug/Sep   | 0             | 0                | 0                    | 0                  | 0                  |
| Oct/Nov/Dec   | 0             | 0                | 0                    | 0                  | 0                  |
| Jan/Feb/Mar   | 0             | 0                | 0                    | 0                  | 0                  |
| Apr/May/June  | 0             | 0                | 0                    | 0                  | 0                  |
| <b>Totals</b> | <b>0</b>      | <b>0</b>         | <b>0</b>             | <b>0</b>           | <b>0</b>           |


### Club Results 2009-2010

Goal, New, Dropped, Gain/Loss



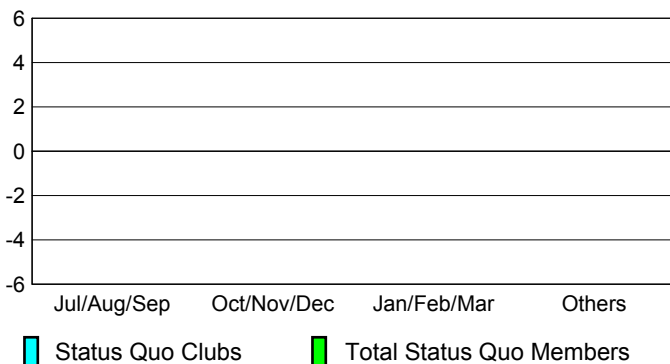
### Comparison of Club Gain/Loss

Current Year Compared to the Previous Year



### YTD Status Quo Clubs 2009-2010

Status Quo Clubs Compared to Status Quo Members



## MEMBERSHIP

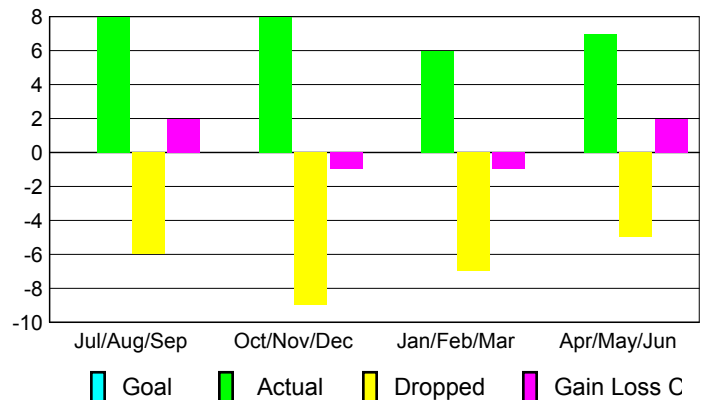
Membership Results  
2009-2010

Membership  
2008-2009

| Month         | Net Memb Goal | Actual New Memb | Actual Dropped Memb | Gain/Loss of Memb | Gain/Loss of Memb |
|---------------|---------------|-----------------|---------------------|-------------------|-------------------|
| Jul/Aug/Sep   | 0             | 8               | -6                  | 2                 | 5                 |
| Oct/Nov/Dec   | 0             | 8               | -9                  | -1                | 0                 |
| Jan/Feb/Mar   | 0             | 6               | -7                  | -1                | 5                 |
| Apr/May/June  | 0             | 7               | -5                  | 2                 | -2                |
| <b>Totals</b> | <b>0</b>      | <b>29</b>       | <b>-27</b>          | <b>2</b>          | <b>8</b>          |

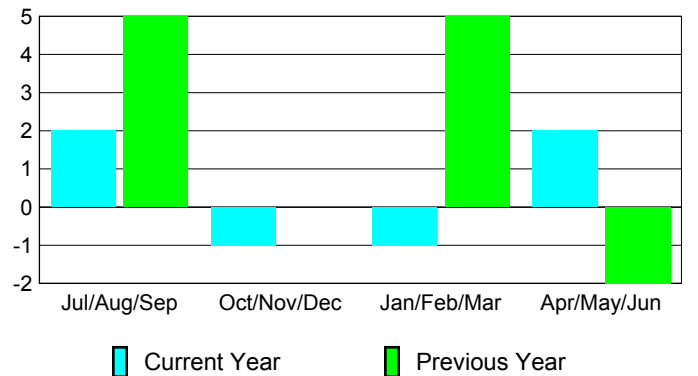
### Membership Results 2009-2010

Goal, New, Dropped, Gain/Loss

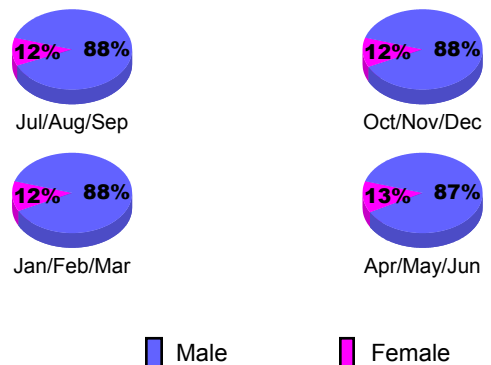


### Comparison of Membership Gain/Loss

Current Year Compared to the Previous Year



### Gender Comparison 2009-2010





# 2009-2010 GMT Quarterly Report for District (or Undistricted) **District 105NE**

GMT: **HOWARD PATRICK LEE**

Location: **SCOTLAND**

GMT CA: **4**

## CLUBS

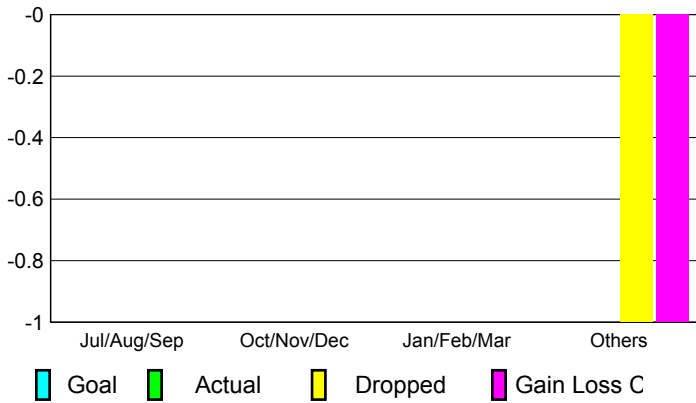
Club Results  
2009-2010

Clubs  
2008-2009

| Month         | New Club Goal | Actual New Clubs | Actual Dropped Clubs | Gain/Loss of Clubs | Gain/Loss of Clubs |
|---------------|---------------|------------------|----------------------|--------------------|--------------------|
| Jul/Aug/Sep   | 0             | 0                | 0                    | 0                  | 0                  |
| Oct/Nov/Dec   | 0             | 0                | 0                    | 0                  | 0                  |
| Jan/Feb/Mar   | 0             | 0                | 0                    | 0                  | 0                  |
| Apr/May/June  | 0             | 0                | -1                   | -1                 | 1                  |
| <b>Totals</b> | <b>0</b>      | <b>0</b>         | <b>-1</b>            | <b>-1</b>          | <b>1</b>           |


### Club Results 2009-2010

Goal, New, Dropped, Gain/Loss



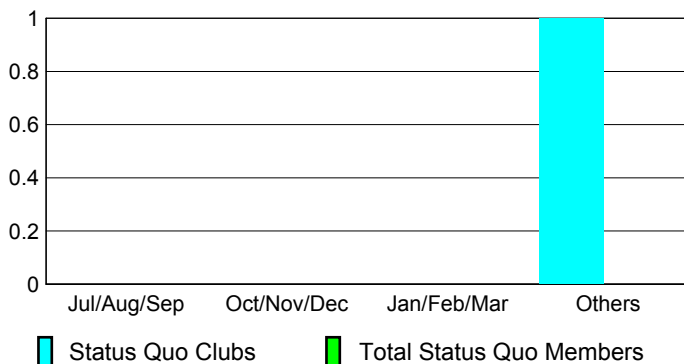
### Comparison of Club Gain/Loss

Current Year Compared to the Previous Year



### YTD Status Quo Clubs 2009-2010

Status Quo Clubs Compared to Status Quo Members



## MEMBERSHIP

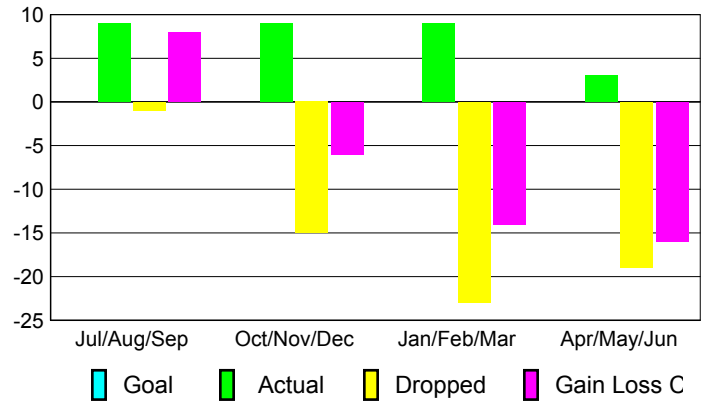
Membership Results  
2009-2010

Membership  
2008-2009

| Month         | Net Memb Goal | Actual New Memb | Actual Dropped Memb | Gain/Loss of Memb | Gain/Loss of Memb |
|---------------|---------------|-----------------|---------------------|-------------------|-------------------|
| Jul/Aug/Sep   | 0             | 9               | -1                  | 8                 | 2                 |
| Oct/Nov/Dec   | 0             | 9               | -15                 | -6                | 0                 |
| Jan/Feb/Mar   | 0             | 9               | -23                 | -14               | 0                 |
| Apr/May/June  | 0             | 3               | -19                 | -16               | -5                |
| <b>Totals</b> | <b>0</b>      | <b>30</b>       | <b>-58</b>          | <b>-28</b>        | <b>-3</b>         |

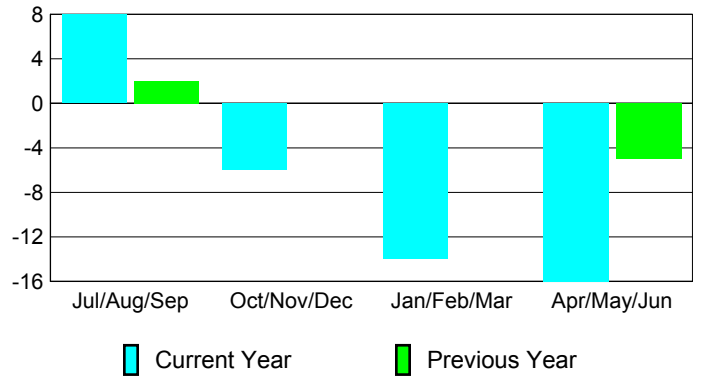
### Membership Results 2009-2010

Goal, New, Dropped, Gain/Loss

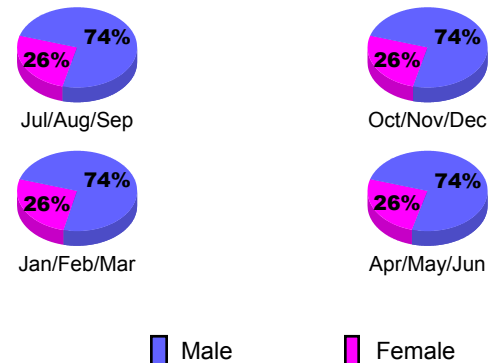


### Comparison of Membership Gain/Loss

Current Year Compared to the Previous Year



### Gender Comparison 2009-2010





# 2009-2010 GMT Quarterly Report for District (or Undistricted) **District 105SW**

**GMT: HOWARD PATRICK LEE**

**Location: ENGLAND**

**GMT CA: 4**

## CLUBS

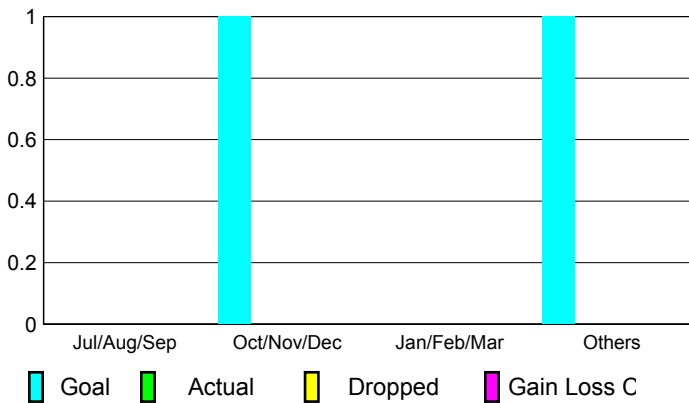
### Club Results 2009-2010

### Clubs 2008-2009

| Month         | New Club Goal | Actual New Clubs | Actual Dropped Clubs | Gain/Loss of Clubs | Gain/Loss of Clubs |
|---------------|---------------|------------------|----------------------|--------------------|--------------------|
| Jul/Aug/Sep   | 0             | 0                | 0                    | 0                  | 0                  |
| Oct/Nov/Dec   | 1             | 0                | 0                    | 0                  | 1                  |
| Jan/Feb/Mar   | 0             | 0                | 0                    | 0                  | 0                  |
| Apr/May/June  | 1             | 0                | 0                    | 0                  | 0                  |
| <b>Totals</b> | <b>2</b>      | <b>0</b>         | <b>0</b>             | <b>0</b>           | <b>1</b>           |

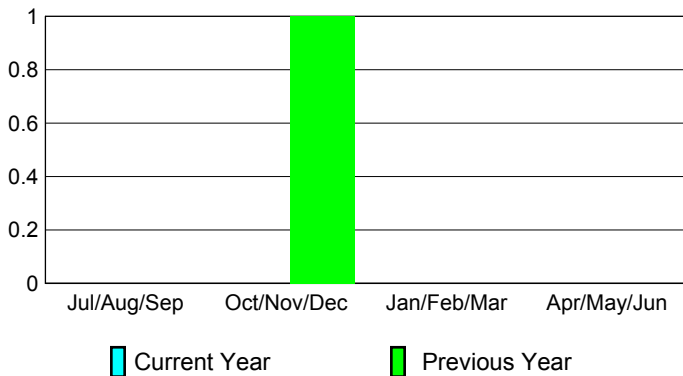
### Club Results 2009-2010

Goal, New, Dropped, Gain/Loss



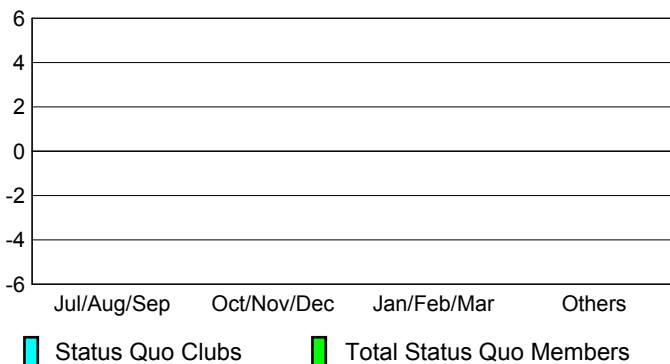
### Comparison of Club Gain/Loss

Current Year Compared to the Previous Year



### YTD Status Quo Clubs 2009-2010

Status Quo Clubs Compared to Status Quo Members



## MEMBERSHIP

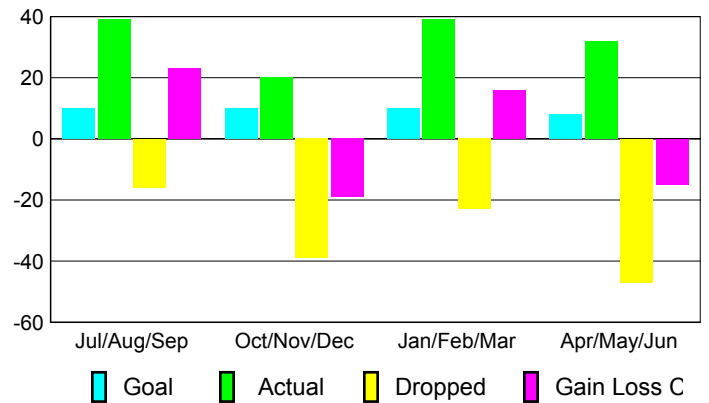
### Membership Results 2009-2010

### Membership 2008-2009

| Month         | Net Memb Goal | Actual New Memb | Actual Dropped Memb | Gain/Loss of Memb | Gain/Loss of Memb |
|---------------|---------------|-----------------|---------------------|-------------------|-------------------|
| Jul/Aug/Sep   | 10            | 39              | -16                 | 23                | -12               |
| Oct/Nov/Dec   | 10            | 20              | -39                 | -19               | 5                 |
| Jan/Feb/Mar   | 10            | 39              | -23                 | 16                | 1                 |
| Apr/May/June  | 8             | 32              | -47                 | -15               | -9                |
| <b>Totals</b> | <b>38</b>     | <b>130</b>      | <b>-125</b>         | <b>5</b>          | <b>-15</b>        |

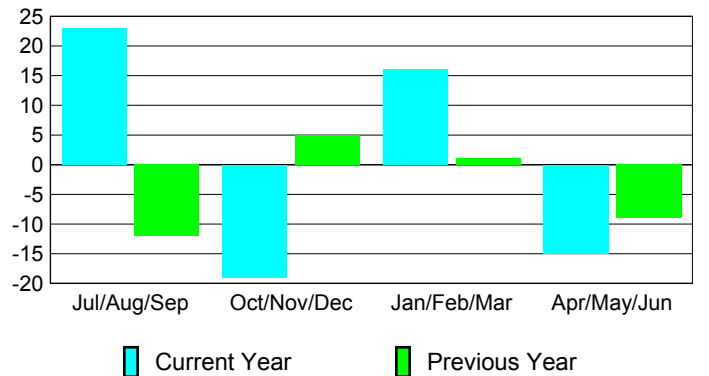
### Membership Results 2009-2010

Goal, New, Dropped, Gain/Loss

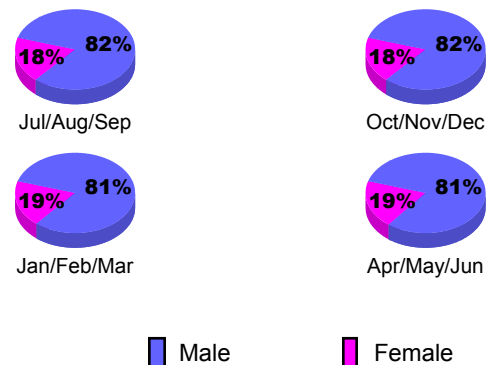


### Comparison of Membership Gain/Loss

Current Year Compared to the Previous Year



### Gender Comparison 2009-2010







# 2009-2010 GMT Quarterly Report for District (or Undistricted) **District 105SE**

**GMT: HOWARD PATRICK LEE**

**Location: ENGLAND**

**GMT CA: 4**

## CLUBS

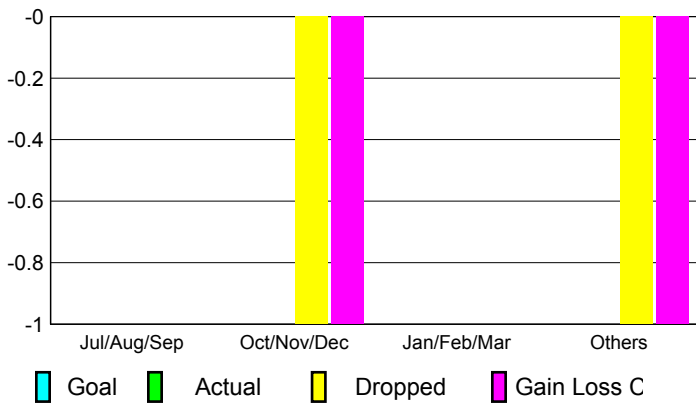
Club Results  
2009-2010

Clubs  
2008-2009

| Month         | New Club Goal | Actual New Clubs | Actual Dropped Clubs | Gain/Loss of Clubs | Gain/Loss of Clubs |
|---------------|---------------|------------------|----------------------|--------------------|--------------------|
| Jul/Aug/Sep   | 0             | 0                | 0                    | 0                  | 0                  |
| Oct/Nov/Dec   | 0             | 0                | -1                   | -1                 | 0                  |
| Jan/Feb/Mar   | 0             | 0                | 0                    | 0                  | 0                  |
| Apr/May/June  | 0             | 0                | -1                   | -1                 | 0                  |
| <b>Totals</b> | <b>0</b>      | <b>0</b>         | <b>-2</b>            | <b>-2</b>          | <b>0</b>           |

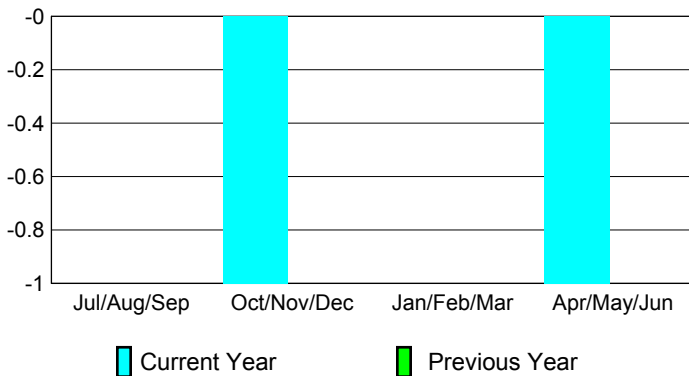
### Club Results 2009-2010

Goal, New, Dropped, Gain/Loss



### Comparison of Club Gain/Loss

Current Year Compared to the Previous Year



### YTD Status Quo Clubs 2009-2010

Status Quo Clubs Compared to Status Quo Members



## MEMBERSHIP

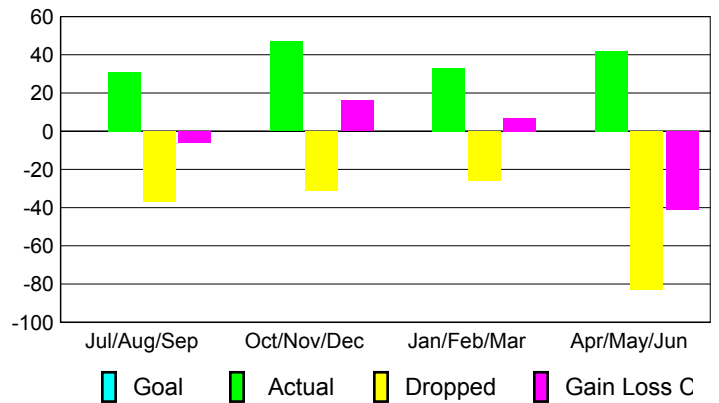
Membership Results  
2009-2010

Membership  
2008-2009

| Month         | Net Memb Goal | Actual New Memb | Actual Dropped Memb | Gain/Loss of Memb | Gain/Loss of Memb |
|---------------|---------------|-----------------|---------------------|-------------------|-------------------|
| Jul/Aug/Sep   | 0             | 31              | -37                 | -6                | 11                |
| Oct/Nov/Dec   | 0             | 47              | -31                 | 16                | 4                 |
| Jan/Feb/Mar   | 0             | 33              | -26                 | 7                 | 9                 |
| Apr/May/June  | 0             | 42              | -83                 | -41               | -9                |
| <b>Totals</b> | <b>0</b>      | <b>153</b>      | <b>-177</b>         | <b>-24</b>        | <b>15</b>         |

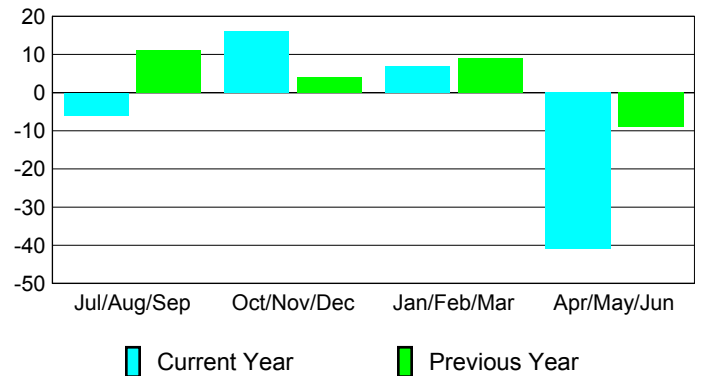
### Membership Results 2009-2010

Goal, New, Dropped, Gain/Loss

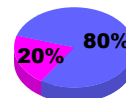


### Comparison of Membership Gain/Loss

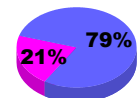
Current Year Compared to the Previous Year



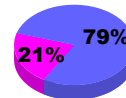
### Gender Comparison 2009-2010



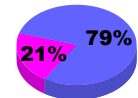
Jul/Aug/Sep



Oct/Nov/Dec



Jan/Feb/Mar



Apr/May/June

Male

Female



# 2009-2010 GMT Quarterly Report for District (or Undistricted) **District 105 W WALES**

GMT: **HOWARD PATRICK LEE**

Location: **WALES**

GMT CA: **4**

## CLUBS

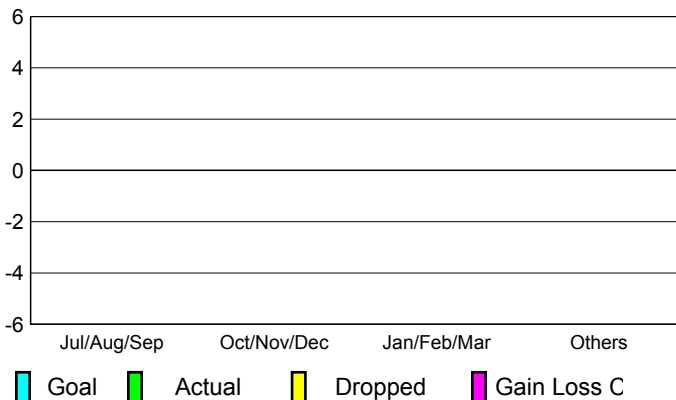
**Club Results  
2009-2010**

**Clubs  
2008-2009**

| Month         | New Club Goal | Actual New Clubs | Actual Dropped Clubs | Gain/Loss of Clubs | Gain/Loss of Clubs |
|---------------|---------------|------------------|----------------------|--------------------|--------------------|
| Jul/Aug/Sep   | 0             | 0                | 0                    | 0                  | 0                  |
| Oct/Nov/Dec   | 0             | 0                | 0                    | 0                  | 0                  |
| Jan/Feb/Mar   | 0             | 0                | 0                    | 0                  | 0                  |
| Apr/May/Jun   | 0             | 0                | 0                    | 0                  | 0                  |
| <b>Totals</b> | <b>0</b>      | <b>0</b>         | <b>0</b>             | <b>0</b>           | <b>0</b>           |


### Club Results 2009-2010

Goal, New, Dropped, Gain/Loss



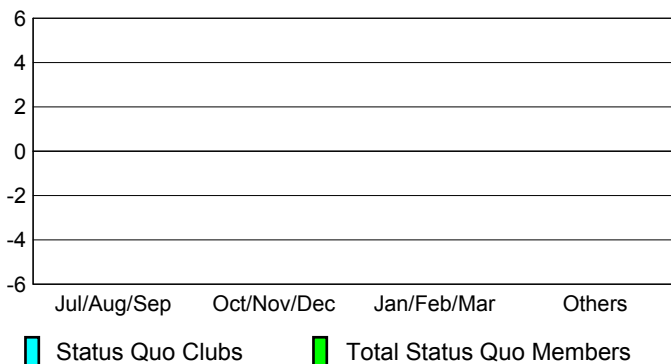
### Comparison of Club Gain/Loss

Current Year Compared to the Previous Year



### YTD Status Quo Clubs 2009-2010

Status Quo Clubs Compared to Status Quo Members



## MEMBERSHIP

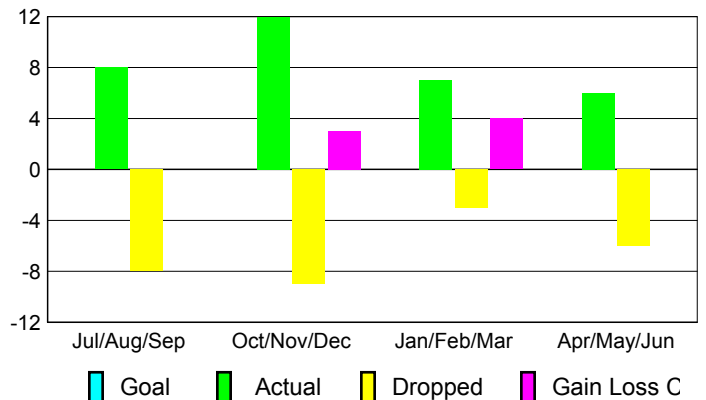
**Membership Results  
2009-2010**

**Membership  
2008-2009**

| Month         | Net Memb Goal | Actual New Memb | Actual Dropped Memb | Gain/Loss of Memb | Gain/Loss of Memb |
|---------------|---------------|-----------------|---------------------|-------------------|-------------------|
| Jul/Aug/Sep   | 0             | 8               | -8                  | 0                 | 9                 |
| Oct/Nov/Dec   | 0             | 12              | -9                  | 3                 | 7                 |
| Jan/Feb/Mar   | 0             | 7               | -3                  | 4                 | 17                |
| Apr/May/Jun   | 0             | 6               | -6                  | 0                 | 2                 |
| <b>Totals</b> | <b>0</b>      | <b>33</b>       | <b>-26</b>          | <b>7</b>          | <b>35</b>         |

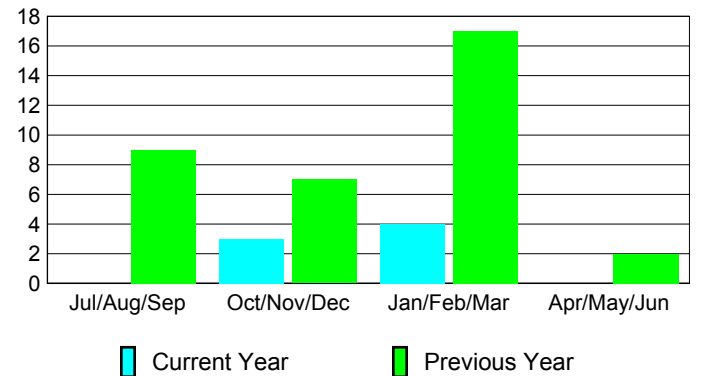
### Membership Results 2009-2010

Goal, New, Dropped, Gain/Loss

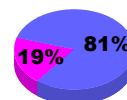


### Comparison of Membership Gain/Loss

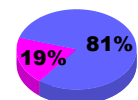
Current Year Compared to the Previous Year



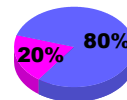
### Gender Comparison 2009-2010



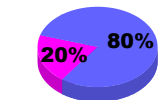
Jul/Aug/Sep



Oct/Nov/Dec



Jan/Feb/Mar



Apr/May/Jun

Male

Female



# 2009-2010 GMT Quarterly Report for District (or Undistricted) **District 105 W**

GMT: **HOWARD PATRICK LEE**

Location: **ENGLAND**

GMT CA: **4**

## CLUBS

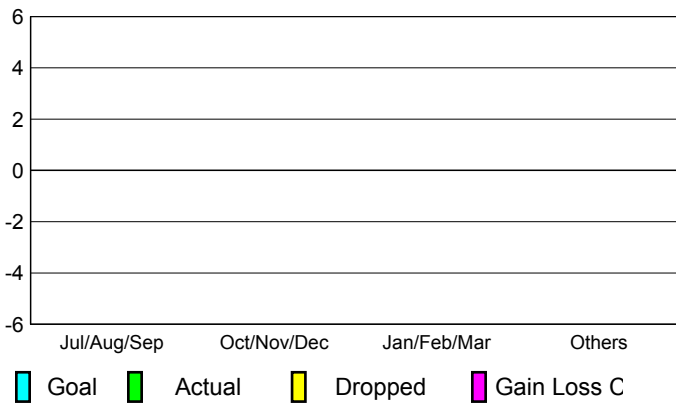
**Club Results  
2009-2010**

**Clubs  
2008-2009**

| Month         | New Club Goal | Actual New Clubs | Actual Dropped Clubs | Gain/Loss of Clubs | Gain/Loss of Clubs |
|---------------|---------------|------------------|----------------------|--------------------|--------------------|
| Jul/Aug/Sep   | 0             | 0                | 0                    | 0                  | 0                  |
| Oct/Nov/Dec   | 0             | 0                | 0                    | 0                  | 0                  |
| Jan/Feb/Mar   | 0             | 0                | 0                    | 0                  | 0                  |
| Apr/May/Jun   | 0             | 0                | 0                    | 0                  | 0                  |
| <b>Totals</b> | <b>0</b>      | <b>0</b>         | <b>0</b>             | <b>0</b>           | <b>0</b>           |


### Club Results 2009-2010

Goal, New, Dropped, Gain/Loss



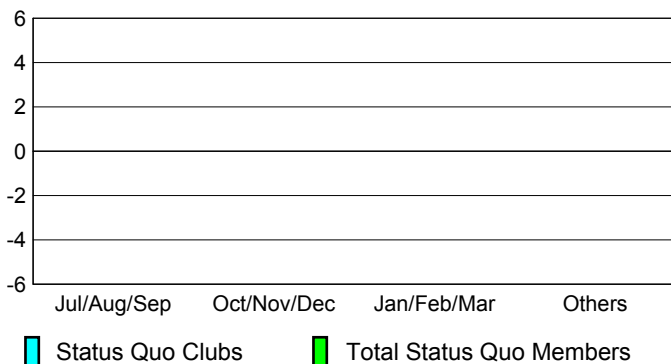
### Comparison of Club Gain/Loss

Current Year Compared to the Previous Year



### YTD Status Quo Clubs 2009-2010

Status Quo Clubs Compared to Status Quo Members



## MEMBERSHIP

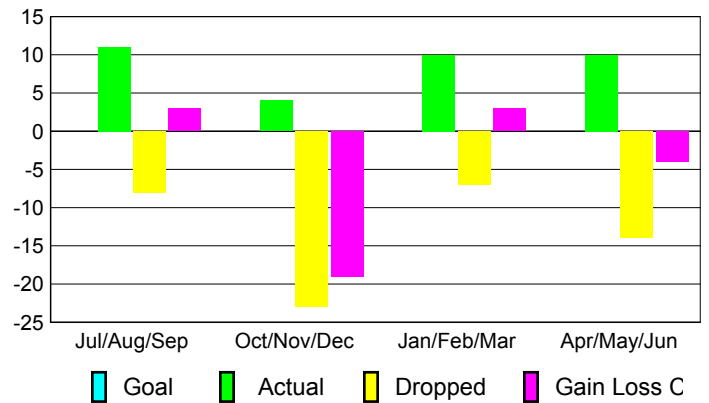
**Membership Results  
2009-2010**

**Membership  
2008-2009**

| Month         | Net Memb Goal | Actual New Memb | Actual Dropped Memb | Gain/Loss of Memb | Gain/Loss of Memb |
|---------------|---------------|-----------------|---------------------|-------------------|-------------------|
| Jul/Aug/Sep   | 0             | 11              | -8                  | 3                 | 9                 |
| Oct/Nov/Dec   | 0             | 4               | -23                 | -19               | 4                 |
| Jan/Feb/Mar   | 0             | 10              | -7                  | 3                 | 19                |
| Apr/May/Jun   | 0             | 10              | -14                 | -4                | 4                 |
| <b>Totals</b> | <b>0</b>      | <b>35</b>       | <b>-52</b>          | <b>-17</b>        | <b>36</b>         |

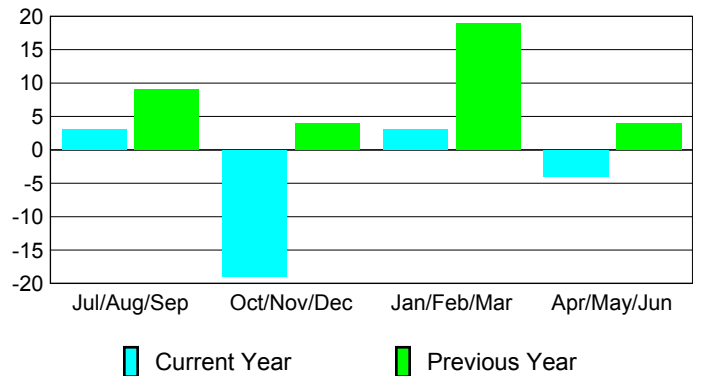
### Membership Results 2009-2010

Goal, New, Dropped, Gain/Loss

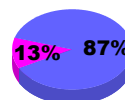


### Comparison of Membership Gain/Loss

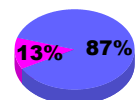
Current Year Compared to the Previous Year



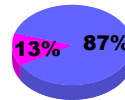
### Gender Comparison 2009-2010



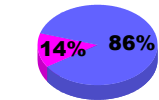
Jul/Aug/Sep



Oct/Nov/Dec



Jan/Feb/Mar



Apr/May/Jun

Male

Female



# 2009-2010 GMT Quarterly Report for District (or Undistricted) **District 110AN**

GMT: **HOWARD PATRICK LEE**

Location: **NETHERLANDS**

GMT CA: **4**

## CLUBS

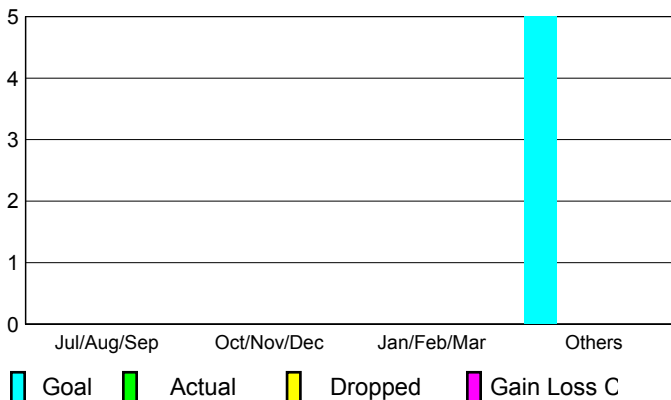
Club Results  
2009-2010

Clubs  
2008-2009

| Month         | New Club Goal | Actual New Clubs | Actual Dropped Clubs | Gain/Loss of Clubs | Gain/Loss of Clubs |
|---------------|---------------|------------------|----------------------|--------------------|--------------------|
| Jul/Aug/Sep   | 0             | 0                | 0                    | 0                  | 0                  |
| Oct/Nov/Dec   | 0             | 0                | 0                    | 0                  | 0                  |
| Jan/Feb/Mar   | 0             | 0                | 0                    | 0                  | 0                  |
| Apr/May/June  | 5             | 0                | 0                    | 0                  | 2                  |
| <b>Totals</b> | <b>5</b>      | <b>0</b>         | <b>0</b>             | <b>0</b>           | <b>2</b>           |

### Club Results 2009-2010

Goal, New, Dropped, Gain/Loss



## MEMBERSHIP

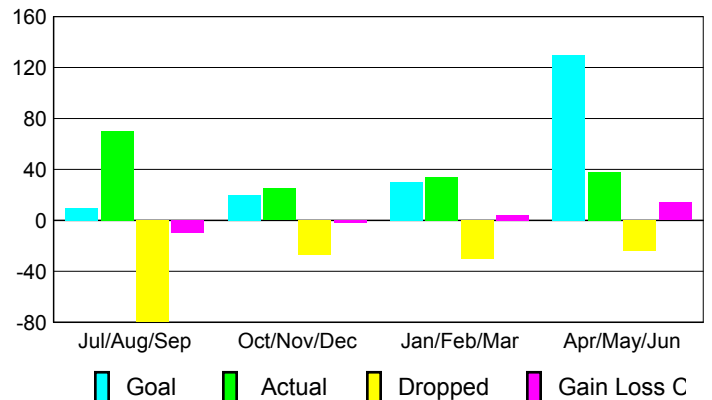
Membership Results  
2009-2010

Membership  
2008-2009

| Month         | Net Memb Goal | Actual New Memb | Actual Dropped Memb | Gain/Loss of Memb | Gain/Loss of Memb |
|---------------|---------------|-----------------|---------------------|-------------------|-------------------|
| Jul/Aug/Sep   | 10            | 70              | -80                 | -10               | -9                |
| Oct/Nov/Dec   | 20            | 25              | -27                 | -2                | -5                |
| Jan/Feb/Mar   | 30            | 34              | -30                 | 4                 | -7                |
| Apr/May/June  | 130           | 38              | -24                 | 14                | 62                |
| <b>Totals</b> | <b>190</b>    | <b>167</b>      | <b>-161</b>         | <b>6</b>          | <b>41</b>         |


### Membership Results 2009-2010

Goal, New, Dropped, Gain/Loss



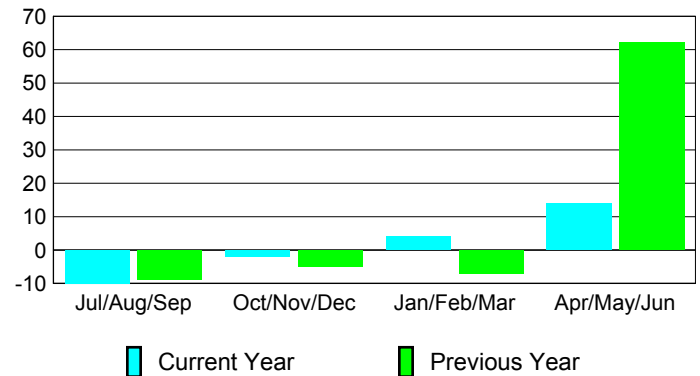
### Comparison of Club Gain/Loss

Current Year Compared to the Previous Year



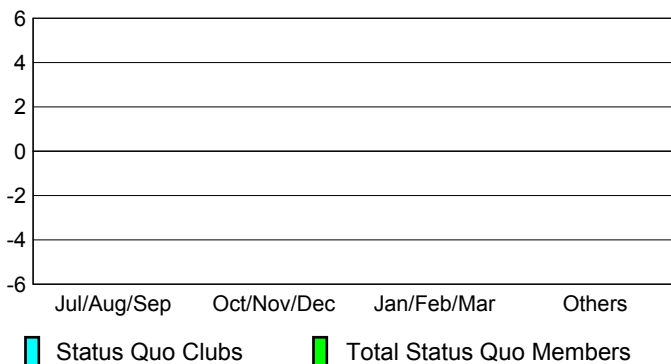
### Comparison of Membership Gain/Loss

Current Year Compared to the Previous Year

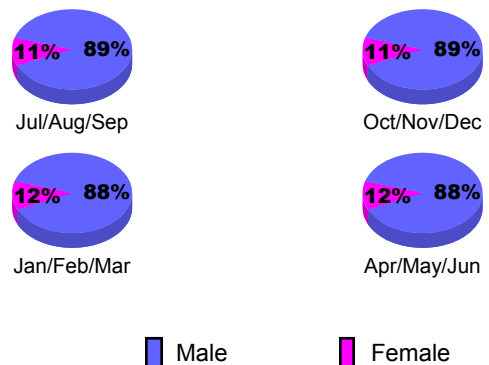


### YTD Status Quo Clubs 2009-2010

Status Quo Clubs Compared to Status Quo Members



### Gender Comparison 2009-2010





# 2009-2010 GMT Quarterly Report for District (or Undistricted) **District 110AZ**

**GMT: HOWARD PATRICK LEE**

**Location: NETHERLANDS**

**GMT CA: 4**

## CLUBS

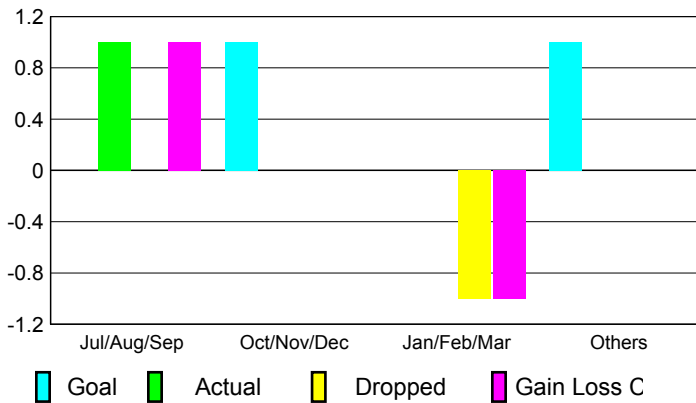
Club Results  
2009-2010

Clubs  
2008-2009

| Month         | New Club Goal | Actual New Clubs | Actual Dropped Clubs | Gain/Loss of Clubs | Gain/Loss of Clubs |
|---------------|---------------|------------------|----------------------|--------------------|--------------------|
| Jul/Aug/Sep   | 0             | 1                | 0                    | 1                  | 0                  |
| Oct/Nov/Dec   | 1             | 0                | 0                    | 0                  | 0                  |
| Jan/Feb/Mar   | 0             | 0                | -1                   | -1                 | 2                  |
| Apr/May/June  | 1             | 0                | 0                    | 0                  | 0                  |
| <b>Totals</b> | <b>2</b>      | <b>1</b>         | <b>-1</b>            | <b>0</b>           | <b>2</b>           |

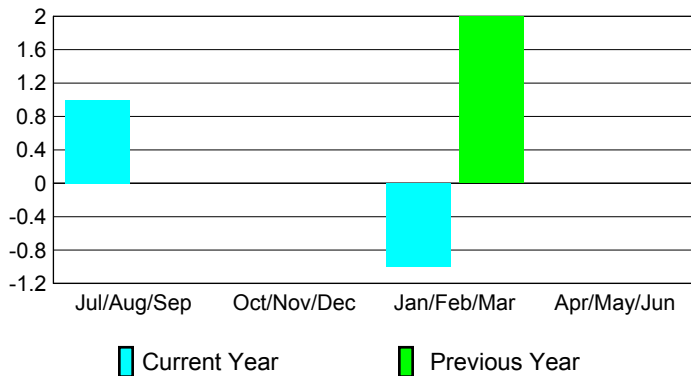
### Club Results 2009-2010

Goal, New, Dropped, Gain/Loss



### Comparison of Club Gain/Loss

Current Year Compared to the Previous Year



### YTD Status Quo Clubs 2009-2010

Status Quo Clubs Compared to Status Quo Members



## MEMBERSHIP

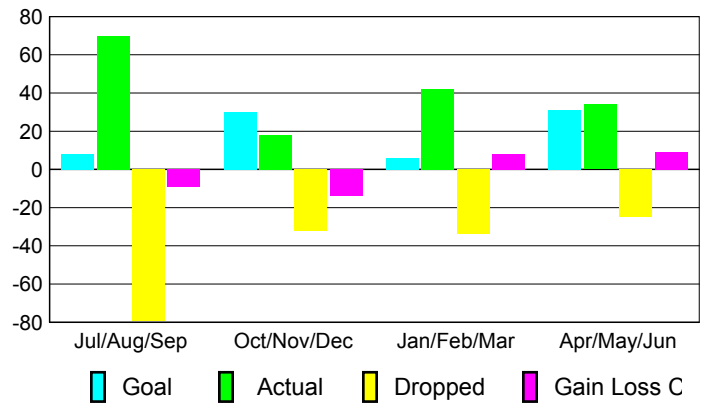
Membership Results  
2009-2010

Membership  
2008-2009

| Month         | Net Memb Goal | Actual New Memb | Actual Dropped Memb | Gain/Loss of Memb | Gain/Loss of Memb |
|---------------|---------------|-----------------|---------------------|-------------------|-------------------|
| Jul/Aug/Sep   | 8             | 70              | -79                 | -9                | 12                |
| Oct/Nov/Dec   | 30            | 18              | -32                 | -14               | -4                |
| Jan/Feb/Mar   | 6             | 42              | -34                 | 8                 | 38                |
| Apr/May/June  | 31            | 34              | -25                 | 9                 | 29                |
| <b>Totals</b> | <b>75</b>     | <b>164</b>      | <b>-170</b>         | <b>-6</b>         | <b>75</b>         |

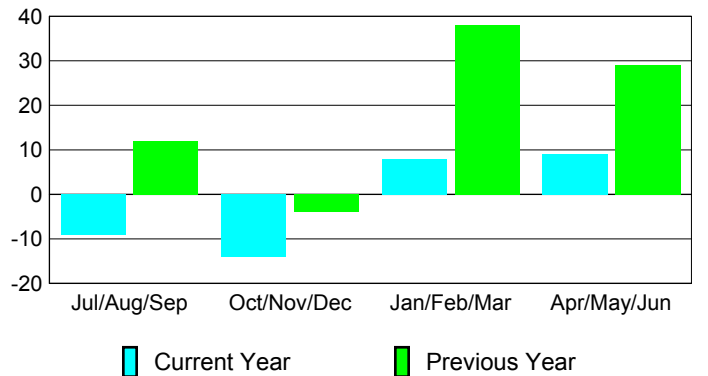
### Membership Results 2009-2010

Goal, New, Dropped, Gain/Loss

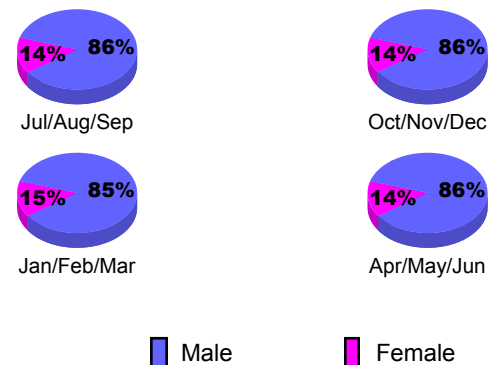


### Comparison of Membership Gain/Loss

Current Year Compared to the Previous Year



### Gender Comparison 2009-2010





# 2009-2010 GMT Quarterly Report for District (or Undistricted) **District 110BN**

**GMT: HOWARD PATRICK LEE**

**Location: NETHERLANDS**

**GMT CA: 4**

## CLUBS

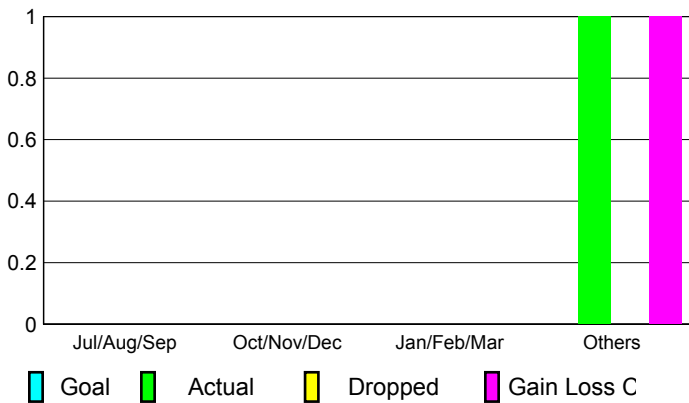
**Club Results  
2009-2010**

**Clubs  
2008-2009**

| Month         | New Club Goal | Actual New Clubs | Actual Dropped Clubs | Gain/Loss of Clubs | Gain/Loss of Clubs |
|---------------|---------------|------------------|----------------------|--------------------|--------------------|
| Jul/Aug/Sep   | 0             | 0                | 0                    | 0                  | 0                  |
| Oct/Nov/Dec   | 0             | 0                | 0                    | 0                  | 0                  |
| Jan/Feb/Mar   | 0             | 0                | 0                    | 0                  | 0                  |
| Apr/May/Jun   | 0             | 1                | 0                    | 1                  | 0                  |
| <b>Totals</b> | <b>0</b>      | <b>1</b>         | <b>0</b>             | <b>1</b>           | <b>0</b>           |

### Club Results 2009-2010

Goal, New, Dropped, Gain/Loss



## MEMBERSHIP

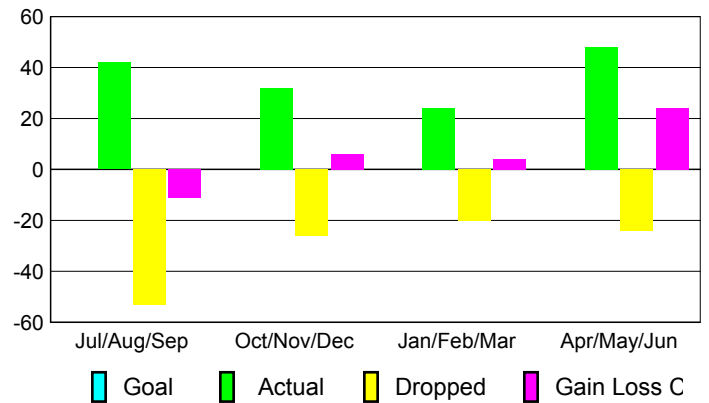
**Membership Results  
2009-2010**

**Membership  
2008-2009**

| Month         | Net Memb Goal | Actual New Memb | Actual Dropped Memb | Gain/Loss of Memb | Gain/Loss of Memb |
|---------------|---------------|-----------------|---------------------|-------------------|-------------------|
| Jul/Aug/Sep   | 0             | 42              | -53                 | -11               | -21               |
| Oct/Nov/Dec   | 0             | 32              | -26                 | 6                 | 1                 |
| Jan/Feb/Mar   | 0             | 24              | -20                 | 4                 | -13               |
| Apr/May/Jun   | 0             | 48              | -24                 | 24                | 16                |
| <b>Totals</b> | <b>0</b>      | <b>146</b>      | <b>-123</b>         | <b>23</b>         | <b>-17</b>        |


### Membership Results 2009-2010

Goal, New, Dropped, Gain/Loss



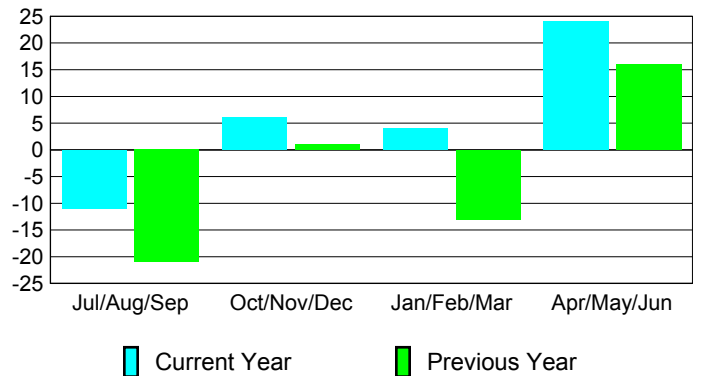
### Comparison of Club Gain/Loss

Current Year Compared to the Previous Year



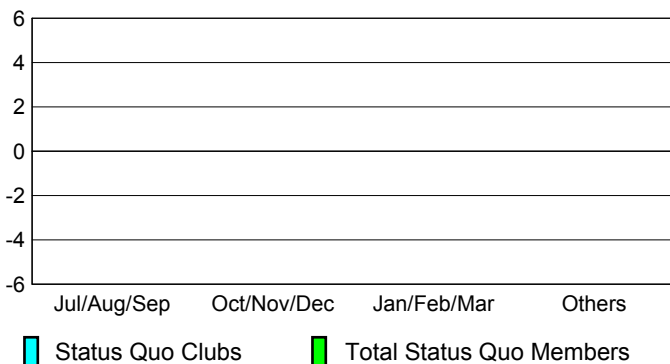
### Comparison of Membership Gain/Loss

Current Year Compared to the Previous Year

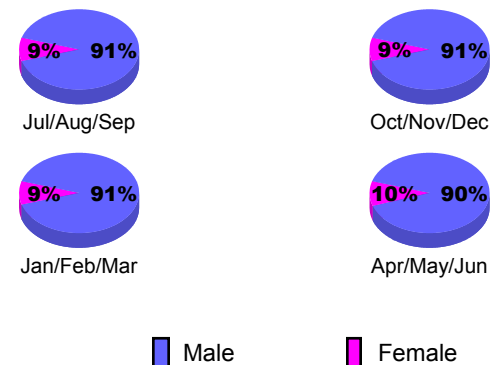


### YTD Status Quo Clubs 2009-2010

Status Quo Clubs Compared to Status Quo Members



### Gender Comparison 2009-2010





2009-2010 GMT Quarterly Report for District (or Undistricted) **District 110BZ**

GMT: **HOWARD PATRICK LEE**

Location: **NETHERLANDS**

GMT CA: **4**

**CLUBS**

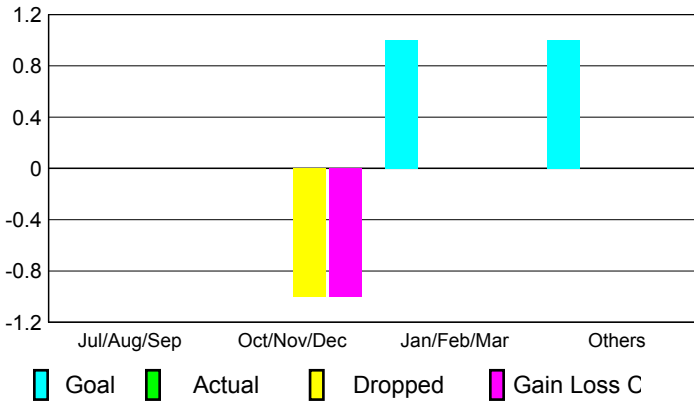
| Club Results<br>2009-2010 |  |
|---------------------------|--|
|---------------------------|--|

| Clubs<br>2008-2009 |  |
|--------------------|--|
|--------------------|--|

| Month         | New Club Goal | Actual New Clubs | Actual Dropped Clubs | Gain/Loss of Clubs | Gain/Loss of Clubs |
|---------------|---------------|------------------|----------------------|--------------------|--------------------|
| Jul/Aug/Sep   | 0             | 0                | 0                    | 0                  | 0                  |
| Oct/Nov/Dec   | 0             | 0                | -1                   | -1                 | 0                  |
| Jan/Feb/Mar   | 1             | 0                | 0                    | 0                  | 1                  |
| Apr/May/June  | 1             | 0                | 0                    | 0                  | 1                  |
| <b>Totals</b> | <b>2</b>      | <b>0</b>         | <b>-1</b>            | <b>-1</b>          | <b>2</b>           |

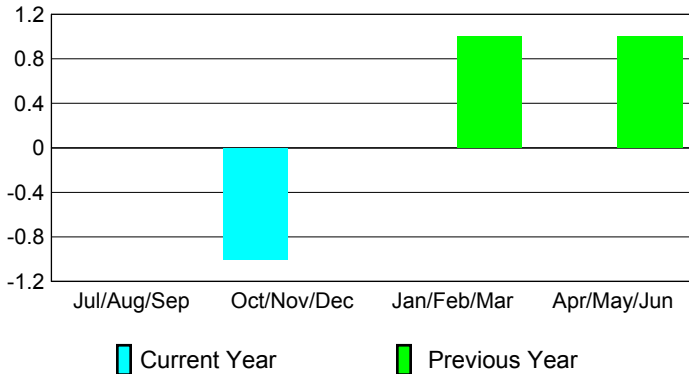
**Club Results 2009-2010**

Goal, New, Dropped, Gain/Loss



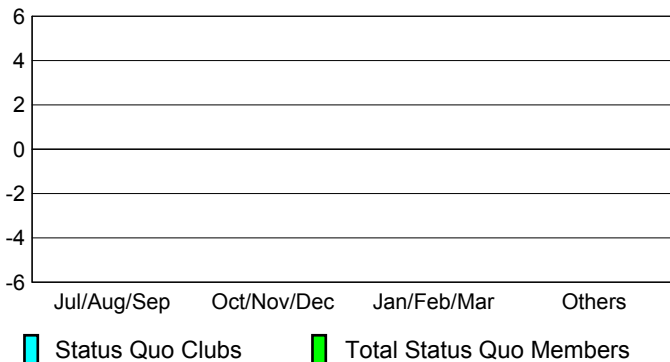
**Comparison of Club Gain/Loss**

Current Year Compared to the Previous Year



**YTD Status Quo Clubs 2009-2010**

Status Quo Clubs Compared to Status Quo Members



**MEMBERSHIP**

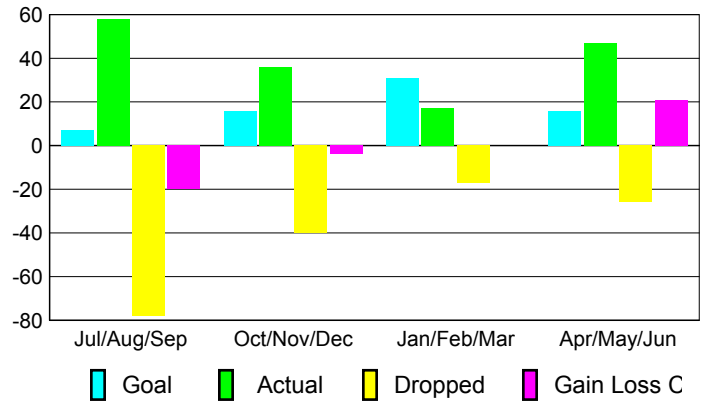
| Membership Results<br>2009-2010 |  |
|---------------------------------|--|
|---------------------------------|--|

| Membership<br>2008-2009 |  |
|-------------------------|--|
|-------------------------|--|

| Month         | Net Memb Goal | Actual New Memb | Actual Dropped Memb | Gain/Loss of Memb | Gain/Loss of Memb |
|---------------|---------------|-----------------|---------------------|-------------------|-------------------|
| Jul/Aug/Sep   | 7             | 58              | -78                 | -20               | -29               |
| Oct/Nov/Dec   | 16            | 36              | -40                 | -4                | 11                |
| Jan/Feb/Mar   | 31            | 17              | -17                 | 0                 | 10                |
| Apr/May/June  | 16            | 47              | -26                 | 21                | 21                |
| <b>Totals</b> | <b>70</b>     | <b>158</b>      | <b>-161</b>         | <b>-3</b>         | <b>13</b>         |

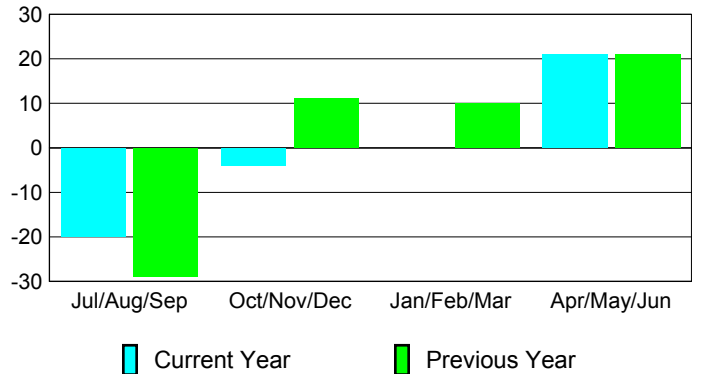
**Membership Results 2009-2010**

Goal, New, Dropped, Gain/Loss

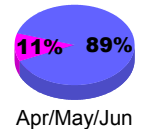
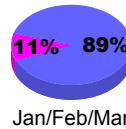
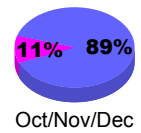
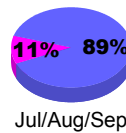


**Comparison of Membership Gain/Loss**

Current Year Compared to the Previous Year



**Gender Comparison 2009-2010**



Male

Female



# 2009-2010 GMT Quarterly Report for District (or Undistricted) **District 110CO**

GMT: **HOWARD PATRICK LEE**

Location: **NETHERLANDS**

GMT CA: **4**

## CLUBS

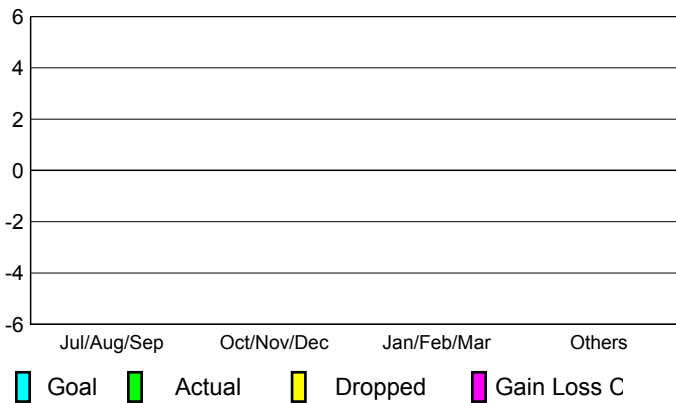
Club Results  
2009-2010

Clubs  
2008-2009

| Month         | New Club Goal | Actual New Clubs | Actual Dropped Clubs | Gain/Loss of Clubs | Gain/Loss of Clubs |
|---------------|---------------|------------------|----------------------|--------------------|--------------------|
| Jul/Aug/Sep   | 0             | 0                | 0                    | 0                  | 0                  |
| Oct/Nov/Dec   | 0             | 0                | 0                    | 0                  | 0                  |
| Jan/Feb/Mar   | 0             | 0                | 0                    | 0                  | 0                  |
| Apr/May/June  | 0             | 0                | 0                    | 0                  | 0                  |
| <b>Totals</b> | <b>0</b>      | <b>0</b>         | <b>0</b>             | <b>0</b>           | <b>0</b>           |


### Club Results 2009-2010

Goal, New, Dropped, Gain/Loss



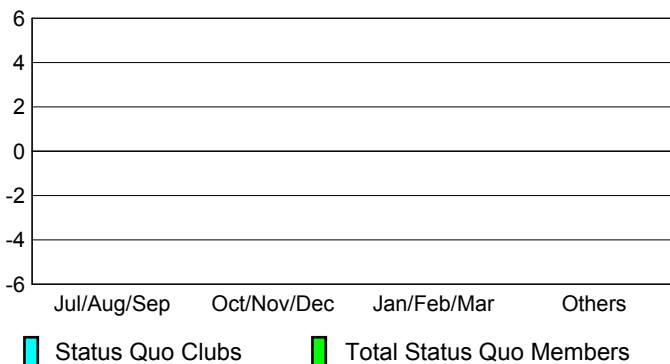
### Comparison of Club Gain/Loss

Current Year Compared to the Previous Year



### YTD Status Quo Clubs 2009-2010

Status Quo Clubs Compared to Status Quo Members



## MEMBERSHIP

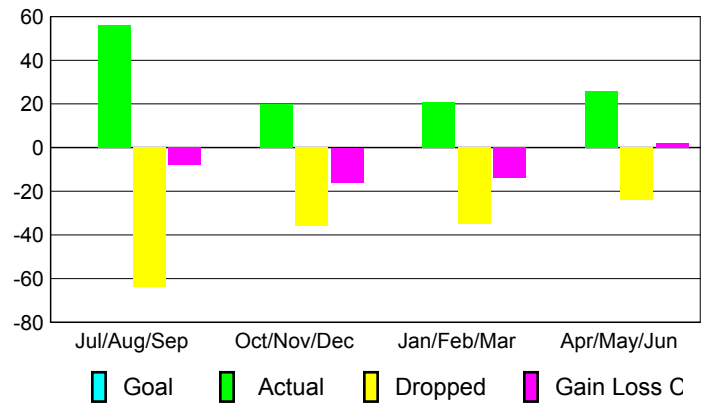
Membership Results  
2009-2010

Membership  
2008-2009

| Month         | Net Memb Goal | Actual New Memb | Actual Dropped Memb | Gain/Loss of Memb | Gain/Loss of Memb |
|---------------|---------------|-----------------|---------------------|-------------------|-------------------|
| Jul/Aug/Sep   | 0             | 56              | -64                 | -8                | 11                |
| Oct/Nov/Dec   | 0             | 20              | -36                 | -16               | -5                |
| Jan/Feb/Mar   | 0             | 21              | -35                 | -14               | -7                |
| Apr/May/June  | 0             | 26              | -24                 | 2                 | 22                |
| <b>Totals</b> | <b>0</b>      | <b>123</b>      | <b>-159</b>         | <b>-36</b>        | <b>21</b>         |

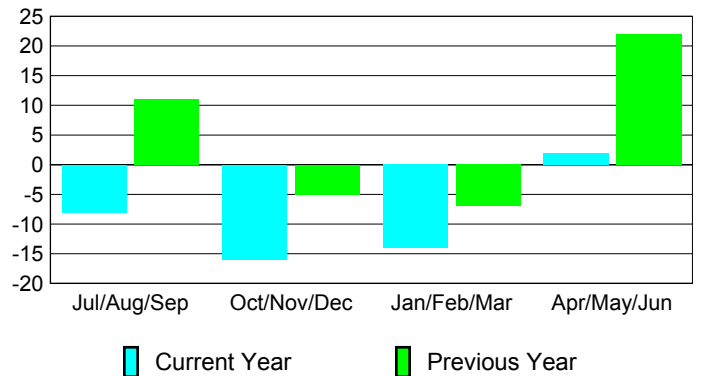
### Membership Results 2009-2010

Goal, New, Dropped, Gain/Loss

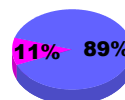


### Comparison of Membership Gain/Loss

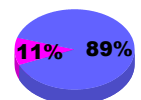
Current Year Compared to the Previous Year



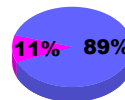
### Gender Comparison 2009-2010



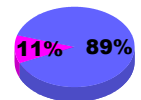
Jul/Aug/Sep



Oct/Nov/Dec



Jan/Feb/Mar



Apr/May/June

■ Male

■ Female





# 2009-2010 GMT Quarterly Report for District (or Undistricted) **District 110CW**

GMT: **HOWARD PATRICK LEE**

Location: **NETHERLANDS**

GMT CA: **4**

## CLUBS

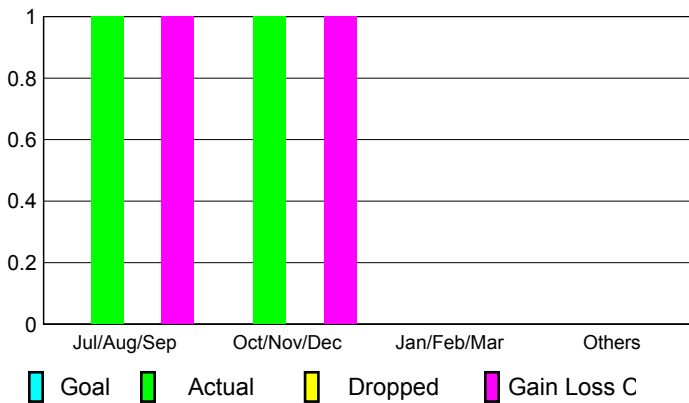
### Club Results 2009-2010

### Clubs 2008-2009

| Month         | New Club Goal | Actual New Clubs | Actual Dropped Clubs | Gain/Loss of Clubs | Gain/Loss of Clubs |
|---------------|---------------|------------------|----------------------|--------------------|--------------------|
| Jul/Aug/Sep   | 0             | 1                | 0                    | 1                  | 0                  |
| Oct/Nov/Dec   | 0             | 1                | 0                    | 1                  | 1                  |
| Jan/Feb/Mar   | 0             | 0                | 0                    | 0                  | 0                  |
| Apr/May/June  | 0             | 0                | 0                    | 0                  | 0                  |
| <b>Totals</b> | <b>0</b>      | <b>2</b>         | <b>0</b>             | <b>2</b>           | <b>1</b>           |

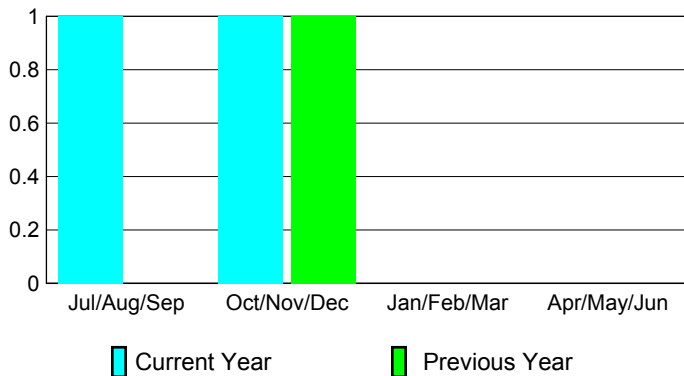
### Club Results 2009-2010

Goal, New, Dropped, Gain/Loss



### Comparison of Club Gain/Loss

Current Year Compared to the Previous Year



### YTD Status Quo Clubs 2009-2010

Status Quo Clubs Compared to Status Quo Members



## MEMBERSHIP

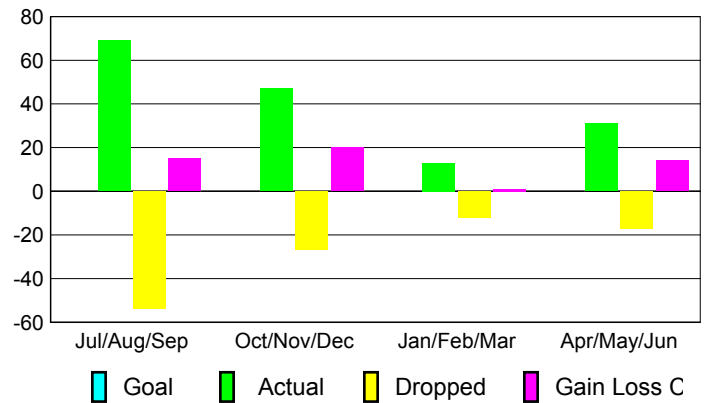
### Membership Results 2009-2010

### Membership 2008-2009

| Month         | Net Memb Goal | Actual New Memb | Actual Dropped Memb | Gain/Loss of Memb | Gain/Loss of Memb |
|---------------|---------------|-----------------|---------------------|-------------------|-------------------|
| Jul/Aug/Sep   | 0             | 69              | -54                 | 15                | 4                 |
| Oct/Nov/Dec   | 0             | 47              | -27                 | 20                | 18                |
| Jan/Feb/Mar   | 0             | 13              | -12                 | 1                 | -9                |
| Apr/May/June  | 0             | 31              | -17                 | 14                | 5                 |
| <b>Totals</b> | <b>0</b>      | <b>160</b>      | <b>-110</b>         | <b>50</b>         | <b>18</b>         |

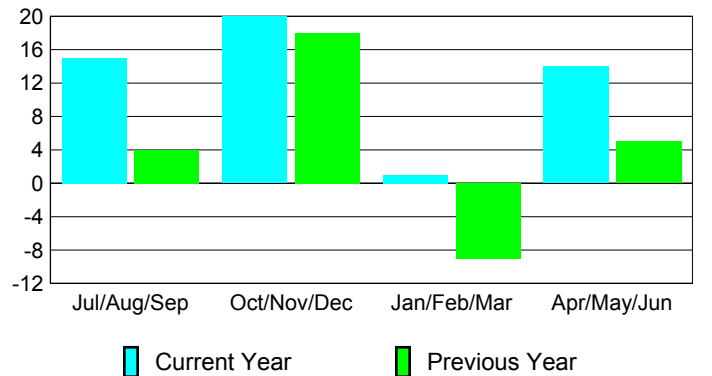
### Membership Results 2009-2010

Goal, New, Dropped, Gain/Loss

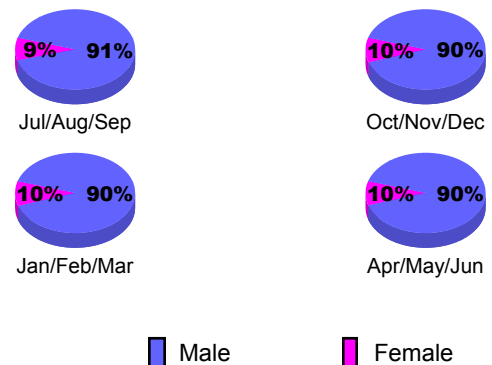


### Comparison of Membership Gain/Loss

Current Year Compared to the Previous Year



### Gender Comparison 2009-2010





# 2009-2010 GMT Quarterly Report for District (or Undistricted) **District 115CN**

GMT: **HOWARD PATRICK LEE**

Location: **PORTUGAL**

GMT CA: **4**

## CLUBS

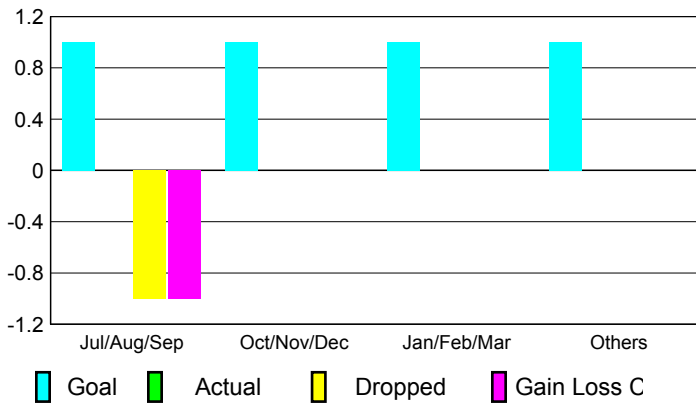
Club Results  
2009-2010

Clubs  
2008-2009

| Month         | New Club Goal | Actual New Clubs | Actual Dropped Clubs | Gain/Loss of Clubs | Gain/Loss of Clubs |
|---------------|---------------|------------------|----------------------|--------------------|--------------------|
| Jul/Aug/Sep   | 1             | 0                | -1                   | -1                 | 0                  |
| Oct/Nov/Dec   | 1             | 0                | 0                    | 0                  | 0                  |
| Jan/Feb/Mar   | 1             | 0                | 0                    | 0                  | 1                  |
| Apr/May/June  | 1             | 0                | 0                    | 0                  | 0                  |
| <b>Totals</b> | <b>4</b>      | <b>0</b>         | <b>-1</b>            | <b>-1</b>          | <b>1</b>           |

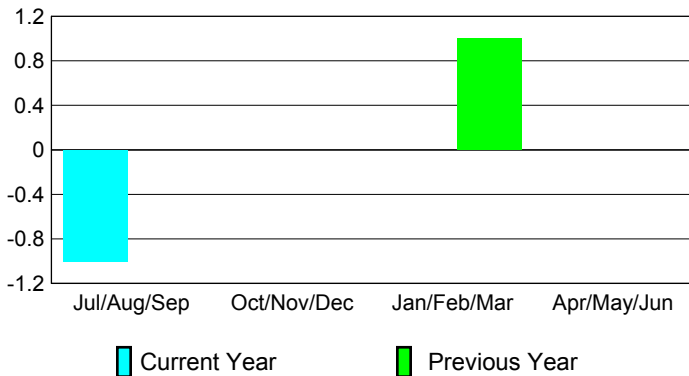
### Club Results 2009-2010

Goal, New, Dropped, Gain/Loss



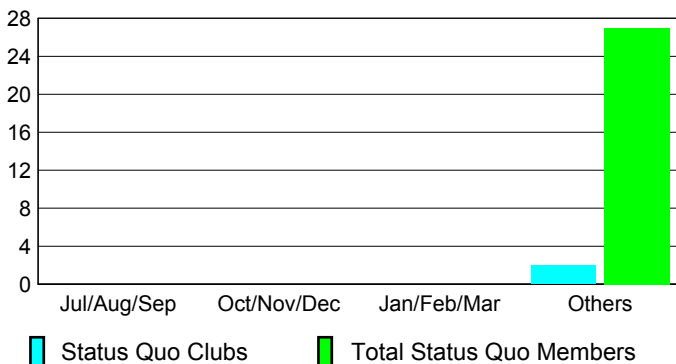
### Comparison of Club Gain/Loss

Current Year Compared to the Previous Year



### YTD Status Quo Clubs 2009-2010

Status Quo Clubs Compared to Status Quo Members



## MEMBERSHIP

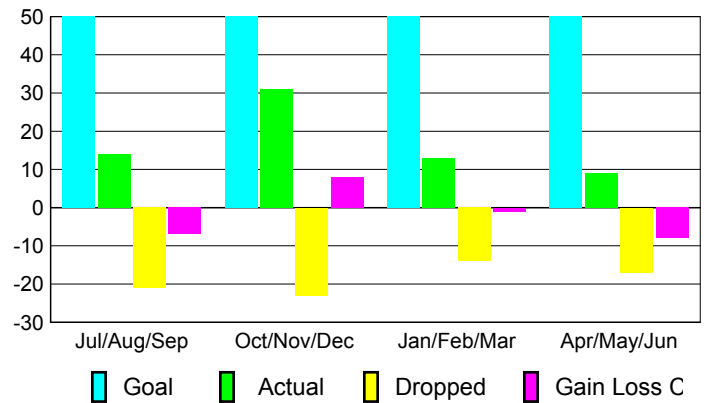
Membership Results  
2009-2010

Membership  
2008-2009

| Month         | Net Memb Goal | Actual New Memb | Actual Dropped Memb | Gain/Loss of Memb | Gain/Loss of Memb |
|---------------|---------------|-----------------|---------------------|-------------------|-------------------|
| Jul/Aug/Sep   | 50            | 14              | -21                 | -7                | -17               |
| Oct/Nov/Dec   | 50            | 31              | -23                 | 8                 | -25               |
| Jan/Feb/Mar   | 50            | 13              | -14                 | -1                | 23                |
| Apr/May/June  | 50            | 9               | -17                 | -8                | -28               |
| <b>Totals</b> | <b>200</b>    | <b>67</b>       | <b>-75</b>          | <b>-8</b>         | <b>-47</b>        |

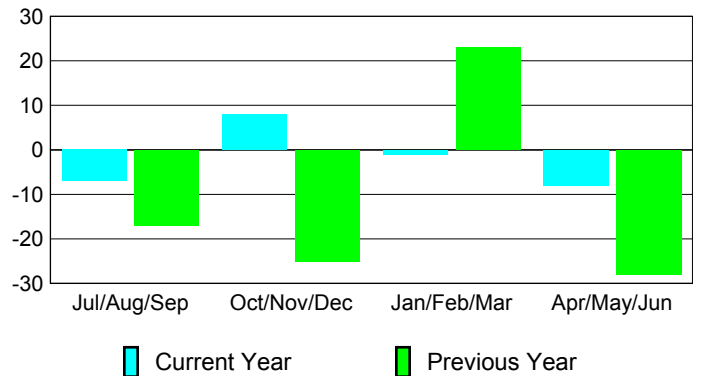
### Membership Results 2009-2010

Goal, New, Dropped, Gain/Loss

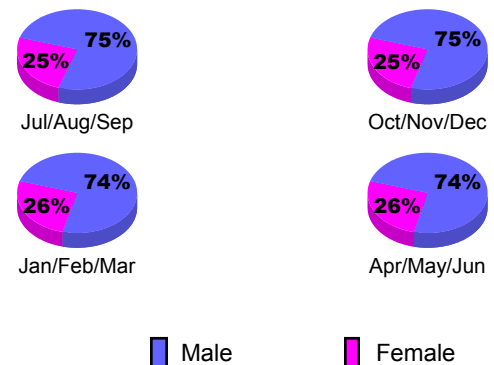


### Comparison of Membership Gain/Loss

Current Year Compared to the Previous Year



### Gender Comparison 2009-2010





# 2009-2010 GMT Quarterly Report for District (or Undistricted) **District 115CS**

GMT: **HOWARD PATRICK LEE**

Location: **PORTUGAL**

GMT CA: **4**

## CLUBS

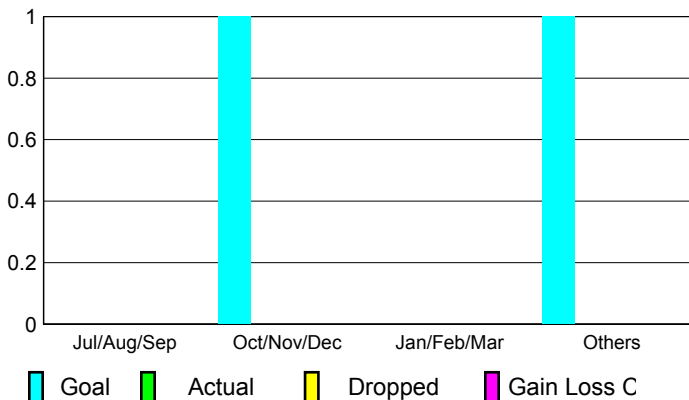
**Club Results  
2009-2010**

**Clubs  
2008-2009**

| Month         | New Club Goal | Actual New Clubs | Actual Dropped Clubs | Gain/Loss of Clubs | Gain/Loss of Clubs |
|---------------|---------------|------------------|----------------------|--------------------|--------------------|
| Jul/Aug/Sep   | 0             | 0                | 0                    | 0                  | 0                  |
| Oct/Nov/Dec   | 1             | 0                | 0                    | 0                  | 0                  |
| Jan/Feb/Mar   | 0             | 0                | 0                    | 0                  | 0                  |
| Apr/May/June  | 1             | 0                | 0                    | 0                  | 0                  |
| <b>Totals</b> | <b>2</b>      | <b>0</b>         | <b>0</b>             | <b>0</b>           | <b>0</b>           |


### Club Results 2009-2010

Goal, New, Dropped, Gain/Loss



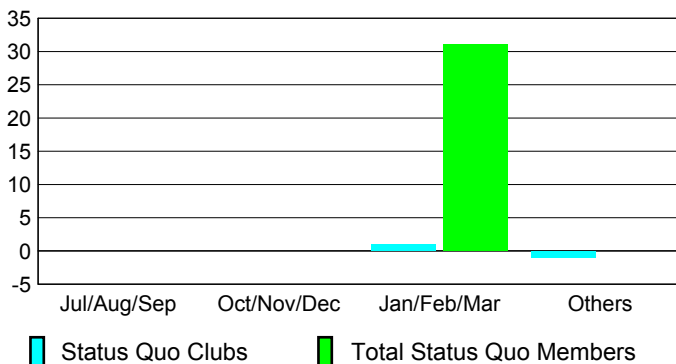
### Comparison of Club Gain/Loss

Current Year Compared to the Previous Year



### YTD Status Quo Clubs 2009-2010

Status Quo Clubs Compared to Status Quo Members



## MEMBERSHIP

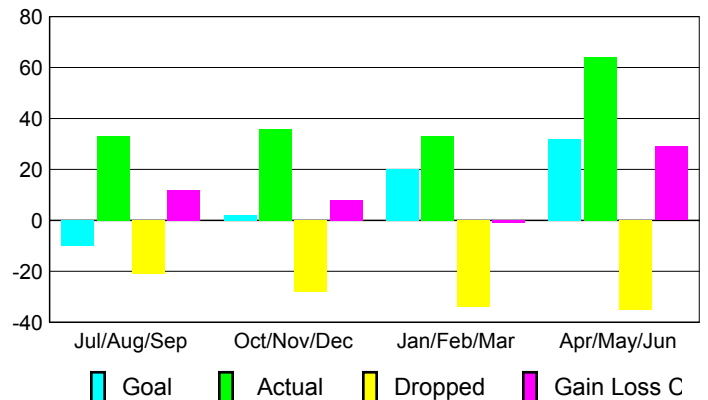
**Membership Results  
2009-2010**

**Membership  
2008-2009**

| Month         | Net Memb Goal | Actual New Memb | Actual Dropped Memb | Gain/Loss of Memb | Gain/Loss of Memb |
|---------------|---------------|-----------------|---------------------|-------------------|-------------------|
| Jul/Aug/Sep   | -10           | 33              | -21                 | 12                | -3                |
| Oct/Nov/Dec   | 2             | 36              | -28                 | 8                 | -23               |
| Jan/Feb/Mar   | 20            | 33              | -34                 | -1                | 5                 |
| Apr/May/June  | 32            | 64              | -35                 | 29                | -2                |
| <b>Totals</b> | <b>44</b>     | <b>166</b>      | <b>-118</b>         | <b>48</b>         | <b>-23</b>        |

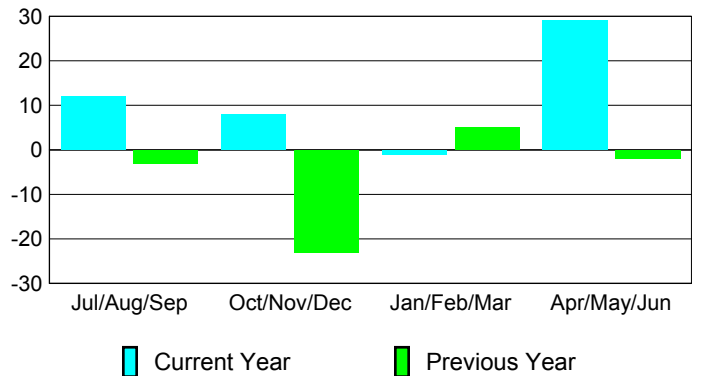
### Membership Results 2009-2010

Goal, New, Dropped, Gain/Loss

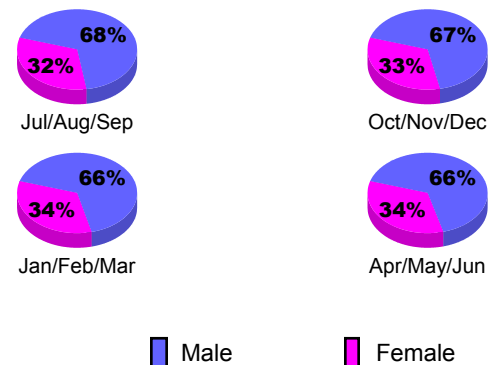


### Comparison of Membership Gain/Loss

Current Year Compared to the Previous Year



### Gender Comparison 2009-2010





# 2009-2010 GMT Quarterly Report for District (or Undistricted) **District 116 A**

**GMT: HOWARD PATRICK LEE**

**Location: SPAIN**

**GMT CA: 4**

## CLUBS

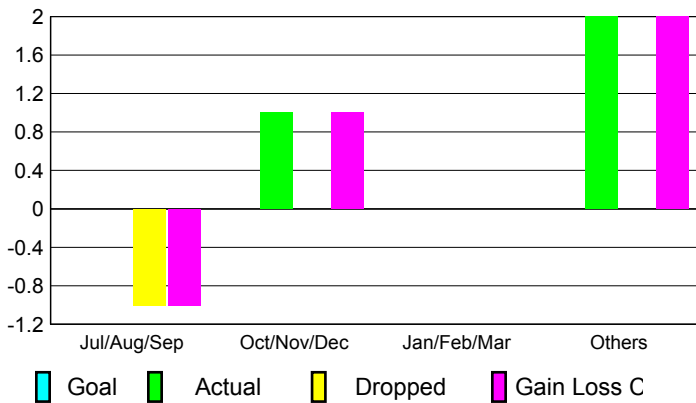
Club Results  
2009-2010

Clubs  
2008-2009

| Month         | New Club Goal | Actual New Clubs | Actual Dropped Clubs | Gain/Loss of Clubs | Gain/Loss of Clubs |
|---------------|---------------|------------------|----------------------|--------------------|--------------------|
| Jul/Aug/Sep   | 0             | 0                | -1                   | -1                 | 0                  |
| Oct/Nov/Dec   | 0             | 1                | 0                    | 1                  | 0                  |
| Jan/Feb/Mar   | 0             | 0                | 0                    | 0                  | -1                 |
| Apr/May/Jun   | 0             | 2                | 0                    | 2                  | 3                  |
| <b>Totals</b> | <b>0</b>      | <b>3</b>         | <b>-1</b>            | <b>2</b>           | <b>2</b>           |

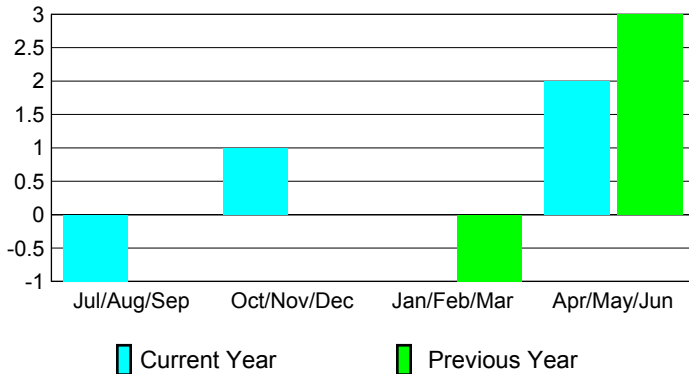
### Club Results 2009-2010

Goal, New, Dropped, Gain/Loss



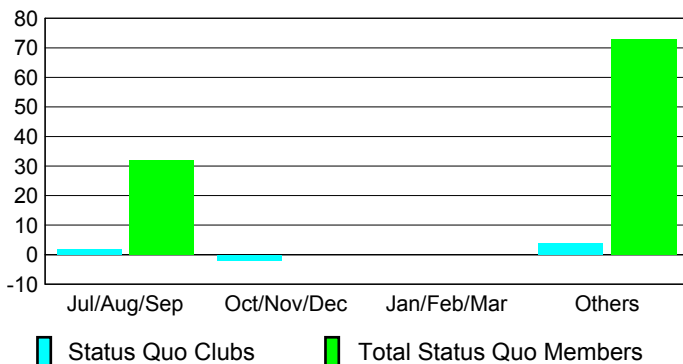
### Comparison of Club Gain/Loss

Current Year Compared to the Previous Year



### YTD Status Quo Clubs 2009-2010

Status Quo Clubs Compared to Status Quo Members



## MEMBERSHIP

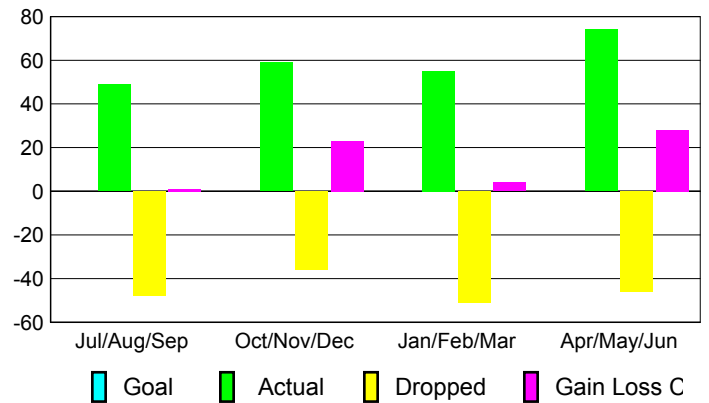
Membership Results  
2009-2010

Membership  
2008-2009

| Month         | Net Memb Goal | Actual New Memb | Actual Dropped Memb | Gain/Loss of Memb | Gain/Loss of Memb |
|---------------|---------------|-----------------|---------------------|-------------------|-------------------|
| Jul/Aug/Sep   | 0             | 49              | -48                 | 1                 | -20               |
| Oct/Nov/Dec   | 0             | 59              | -36                 | 23                | -26               |
| Jan/Feb/Mar   | 0             | 55              | -51                 | 4                 | 14                |
| Apr/May/Jun   | 0             | 74              | -46                 | 28                | 45                |
| <b>Totals</b> | <b>0</b>      | <b>237</b>      | <b>-181</b>         | <b>56</b>         | <b>13</b>         |

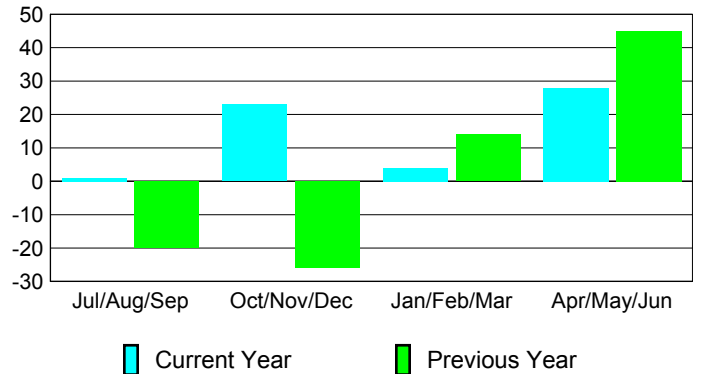
### Membership Results 2009-2010

Goal, New, Dropped, Gain/Loss

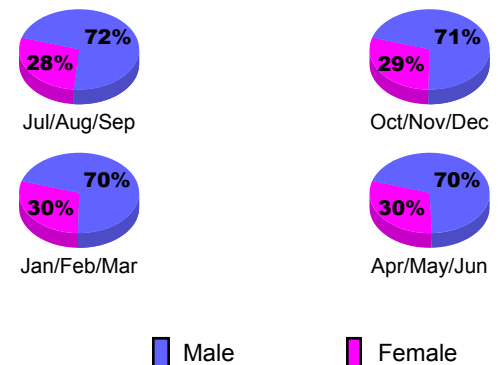


### Comparison of Membership Gain/Loss

Current Year Compared to the Previous Year



### Gender Comparison 2009-2010





# 2009-2010 GMT Quarterly Report for District (or Undistricted) **District 116 B**

GMT: **HOWARD PATRICK LEE**

Location: **SPAIN**

GMT CA: **4**

## CLUBS

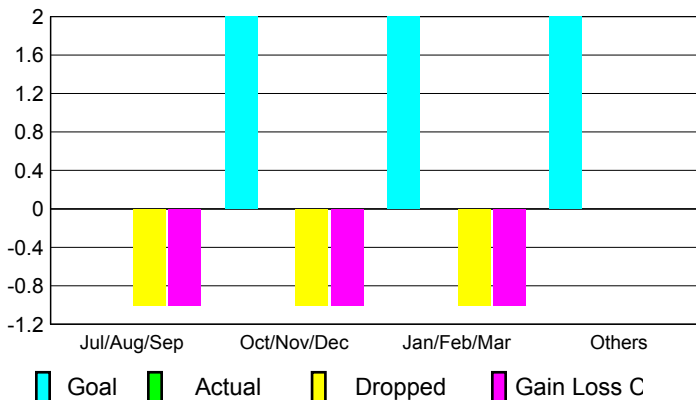
**Club Results**  
2009-2010

**Clubs**  
2008-2009

| Month         | New Club Goal | Actual New Clubs | Actual Dropped Clubs | Gain/Loss of Clubs | Gain/Loss of Clubs |
|---------------|---------------|------------------|----------------------|--------------------|--------------------|
| Jul/Aug/Sep   | 0             | 0                | -1                   | -1                 | 0                  |
| Oct/Nov/Dec   | 2             | 0                | -1                   | -1                 | -1                 |
| Jan/Feb/Mar   | 2             | 0                | -1                   | -1                 | -1                 |
| Apr/May/June  | 2             | 0                | 0                    | 0                  | 0                  |
| <b>Totals</b> | <b>6</b>      | <b>0</b>         | <b>-3</b>            | <b>-3</b>          | <b>-2</b>          |

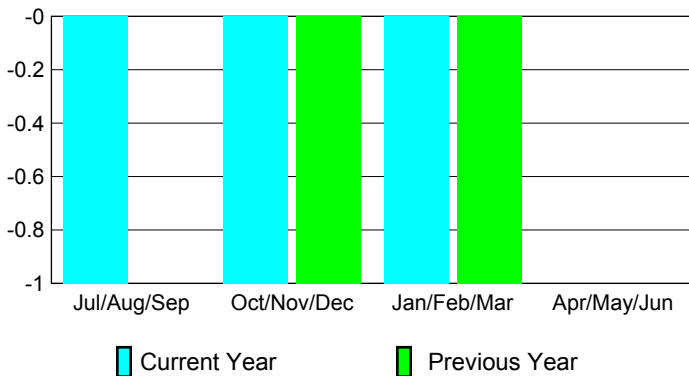
### Club Results 2009-2010

Goal, New, Dropped, Gain/Loss



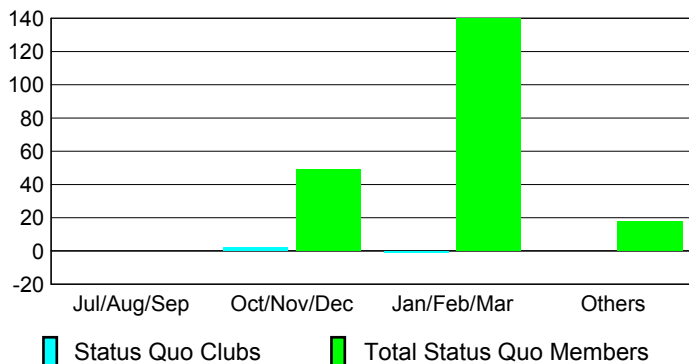
### Comparison of Club Gain/Loss

Current Year Compared to the Previous Year



### YTD Status Quo Clubs 2009-2010

Status Quo Clubs Compared to Status Quo Members



## MEMBERSHIP

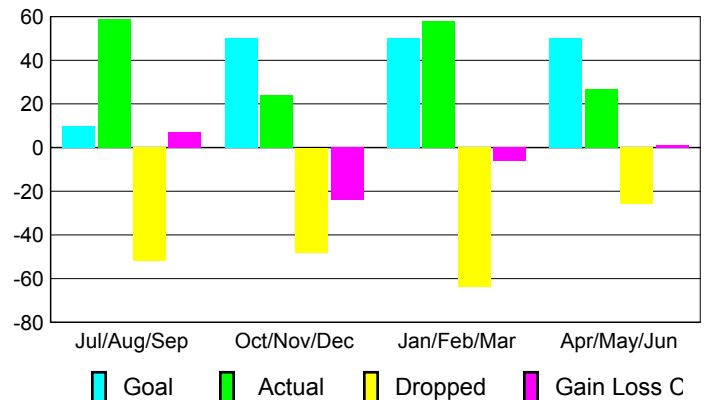
**Membership Results**  
2009-2010

**Membership**  
2008-2009

| Month         | Net Memb Goal | Actual New Memb | Actual Dropped Memb | Gain/Loss of Memb | Gain/Loss of Memb |
|---------------|---------------|-----------------|---------------------|-------------------|-------------------|
| Jul/Aug/Sep   | 10            | 59              | -52                 | 7                 | -1                |
| Oct/Nov/Dec   | 50            | 24              | -48                 | -24               | -62               |
| Jan/Feb/Mar   | 50            | 58              | -64                 | -6                | -45               |
| Apr/May/June  | 50            | 27              | -26                 | 1                 | -6                |
| <b>Totals</b> | <b>160</b>    | <b>168</b>      | <b>-190</b>         | <b>-22</b>        | <b>-114</b>       |

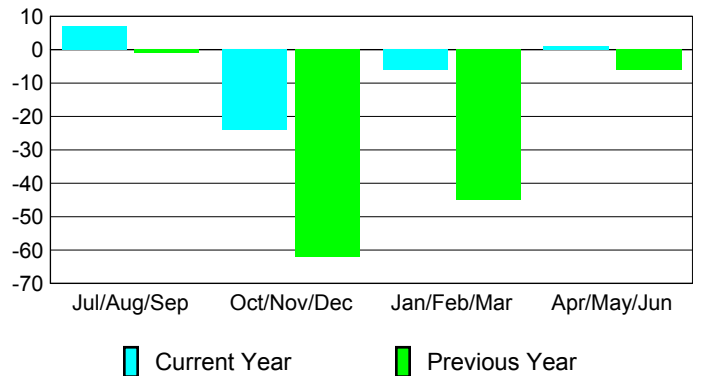
### Membership Results 2009-2010

Goal, New, Dropped, Gain/Loss

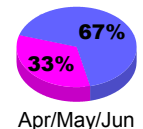
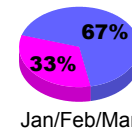
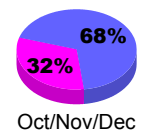
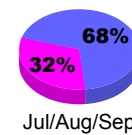


### Comparison of Membership Gain/Loss

Current Year Compared to the Previous Year



### Gender Comparison 2009-2010



Male

Female



# 2009-2010 GMT Quarterly Report for District (or Undistricted) District 118 T

GMT: **HOWARD PATRICK LEE**

Location: **TURKEY**

GMT CA: **4**

## CLUBS

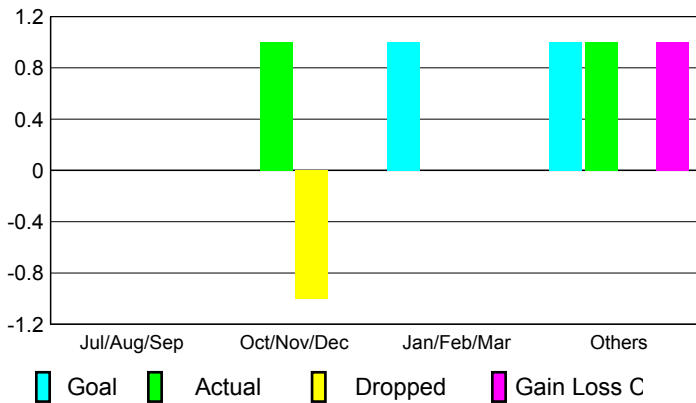
**Club Results**  
2009-2010

**Clubs**  
2008-2009

| Month         | New Club Goal | Actual New Clubs | Actual Dropped Clubs | Gain/Loss of Clubs | Gain/Loss of Clubs |
|---------------|---------------|------------------|----------------------|--------------------|--------------------|
| Jul/Aug/Sep   | 0             | 0                | 0                    | 0                  | 0                  |
| Oct/Nov/Dec   | 0             | 1                | -1                   | 0                  | 0                  |
| Jan/Feb/Mar   | 1             | 0                | 0                    | 0                  | 0                  |
| Apr/May/June  | 1             | 1                | 0                    | 1                  | 0                  |
| <b>Totals</b> | <b>2</b>      | <b>2</b>         | <b>-1</b>            | <b>1</b>           | <b>0</b>           |


### Club Results 2009-2010

Goal, New, Dropped, Gain/Loss



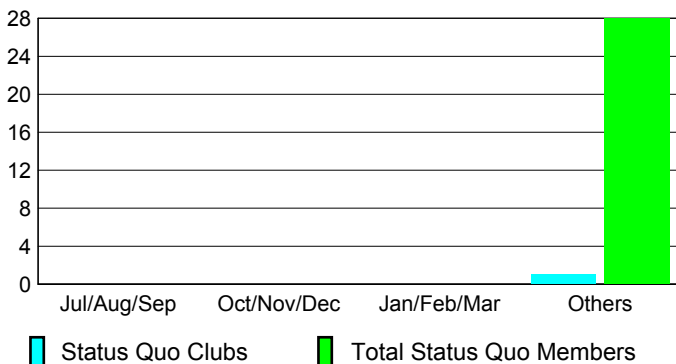
### Comparison of Club Gain/Loss

Current Year Compared to the Previous Year



### YTD Status Quo Clubs 2009-2010

Status Quo Clubs Compared to Status Quo Members



## MEMBERSHIP

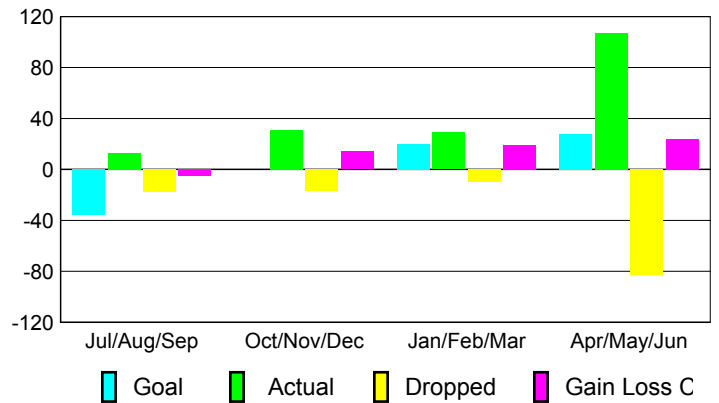
**Membership Results**  
2009-2010

**Membership**  
2008-2009

| Month         | Net Memb Goal | Actual New Memb | Actual Dropped Memb | Gain/Loss of Memb | Gain/Loss of Memb |
|---------------|---------------|-----------------|---------------------|-------------------|-------------------|
| Jul/Aug/Sep   | -36           | 13              | -18                 | -5                | 1                 |
| Oct/Nov/Dec   | 0             | 31              | -17                 | 14                | -20               |
| Jan/Feb/Mar   | 20            | 29              | -10                 | 19                | 3                 |
| Apr/May/June  | 28            | 107             | -83                 | 24                | -49               |
| <b>Totals</b> | <b>12</b>     | <b>180</b>      | <b>-128</b>         | <b>52</b>         | <b>-65</b>        |

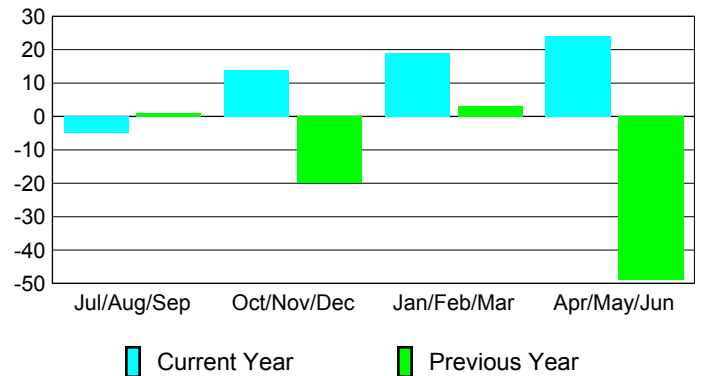
### Membership Results 2009-2010

Goal, New, Dropped, Gain/Loss

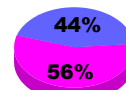


### Comparison of Membership Gain/Loss

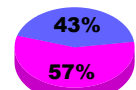
Current Year Compared to the Previous Year



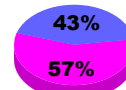
### Gender Comparison 2009-2010



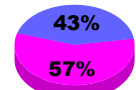
Jul/Aug/Sep



Oct/Nov/Dec



Jan/Feb/Mar



Apr/May/June

Male

Female



# 2009-2010 GMT Quarterly Report for District (or Undistricted) **District 118 U**

GMT: **HOWARD PATRICK LEE**

Location: **TURKEY**

GMT CA: **4**

## CLUBS

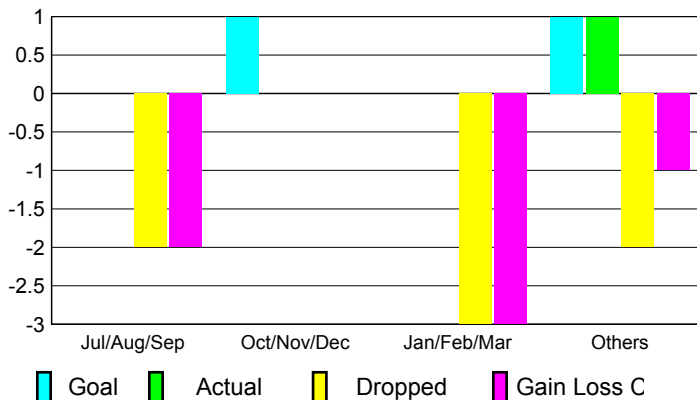
Club Results  
2009-2010

Clubs  
2008-2009

| Month         | New Club Goal | Actual New Clubs | Actual Dropped Clubs | Gain/Loss of Clubs | Gain/Loss of Clubs |
|---------------|---------------|------------------|----------------------|--------------------|--------------------|
| Jul/Aug/Sep   | 0             | 0                | -2                   | -2                 | 0                  |
| Oct/Nov/Dec   | 1             | 0                | 0                    | 0                  | 2                  |
| Jan/Feb/Mar   | 0             | 0                | -3                   | -3                 | 2                  |
| Apr/May/June  | 1             | 1                | -2                   | -1                 | 2                  |
| <b>Totals</b> | <b>2</b>      | <b>1</b>         | <b>-7</b>            | <b>-6</b>          | <b>6</b>           |

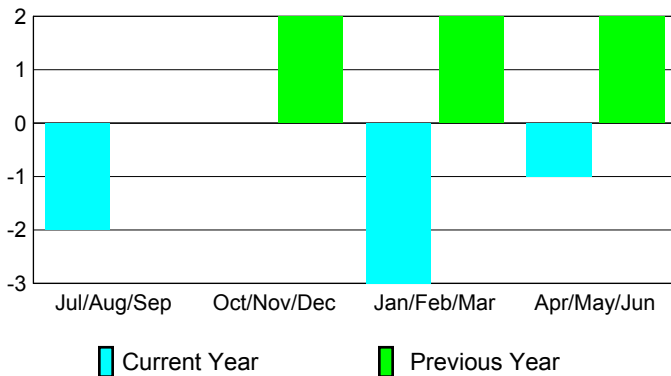
### Club Results 2009-2010

Goal, New, Dropped, Gain/Loss



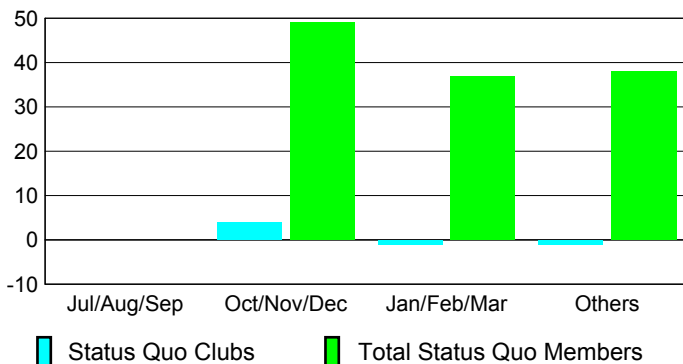
### Comparison of Club Gain/Loss

Current Year Compared to the Previous Year



### YTD Status Quo Clubs 2009-2010

Status Quo Clubs Compared to Status Quo Members



## MEMBERSHIP

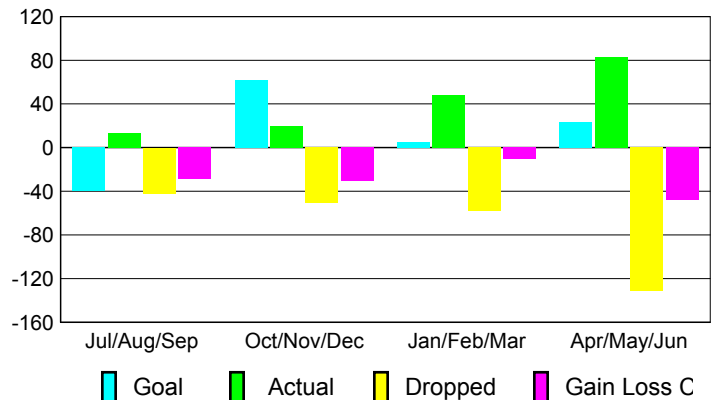
Membership Results  
2009-2010

Membership  
2008-2009

| Month         | Net Memb Goal | Actual New Memb | Actual Dropped Memb | Gain/Loss of Memb | Gain/Loss of Memb |
|---------------|---------------|-----------------|---------------------|-------------------|-------------------|
| Jul/Aug/Sep   | -40           | 13              | -42                 | -29               | 12                |
| Oct/Nov/Dec   | 62            | 20              | -51                 | -31               | -7                |
| Jan/Feb/Mar   | 5             | 48              | -58                 | -10               | 96                |
| Apr/May/June  | 23            | 83              | -131                | -48               | -54               |
| <b>Totals</b> | <b>50</b>     | <b>164</b>      | <b>-282</b>         | <b>-118</b>       | <b>47</b>         |

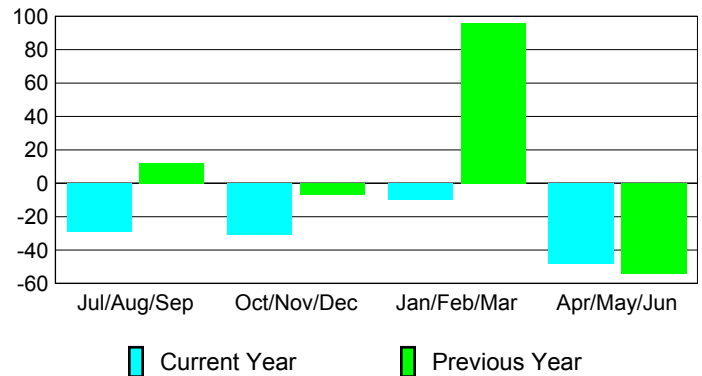
### Membership Results 2009-2010

Goal, New, Dropped, Gain/Loss

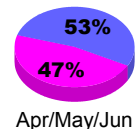
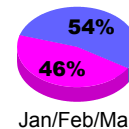
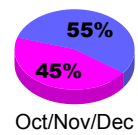
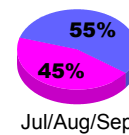


### Comparison of Membership Gain/Loss

Current Year Compared to the Previous Year



### Gender Comparison 2009-2010



Male

Female



# 2009-2010 GMT Quarterly Report for District (or Undistricted) **District 118 R**

GMT: **HOWARD PATRICK LEE**

Location: **TURKEY**

GMT CA: **4**

## CLUBS

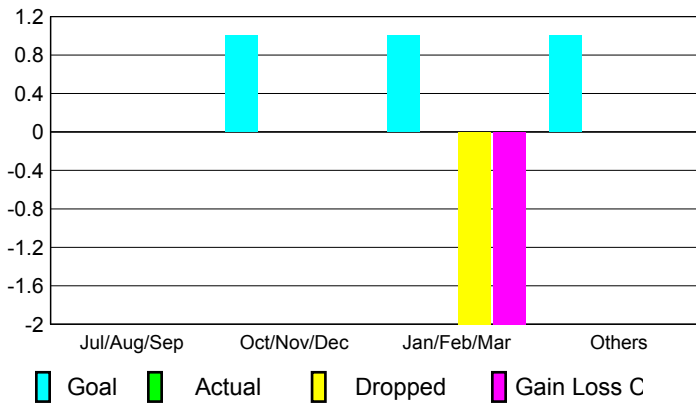
**Club Results**  
2009-2010

**Clubs**  
2008-2009

| Month         | New Club Goal | Actual New Clubs | Actual Dropped Clubs | Gain/Loss of Clubs | Gain/Loss of Clubs |
|---------------|---------------|------------------|----------------------|--------------------|--------------------|
| Jul/Aug/Sep   | 0             | 0                | 0                    | 0                  | 0                  |
| Oct/Nov/Dec   | 1             | 0                | 0                    | 0                  | 0                  |
| Jan/Feb/Mar   | 1             | 0                | -2                   | -2                 | 0                  |
| Apr/May/June  | 1             | 0                | 0                    | 0                  | 1                  |
| <b>Totals</b> | <b>3</b>      | <b>0</b>         | <b>-2</b>            | <b>-2</b>          | <b>1</b>           |

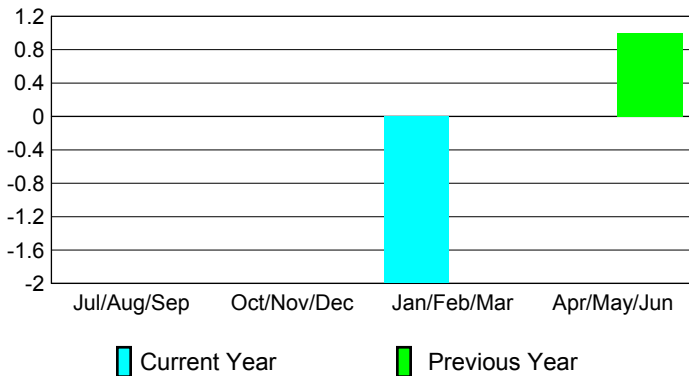
### Club Results 2009-2010

Goal, New, Dropped, Gain/Loss



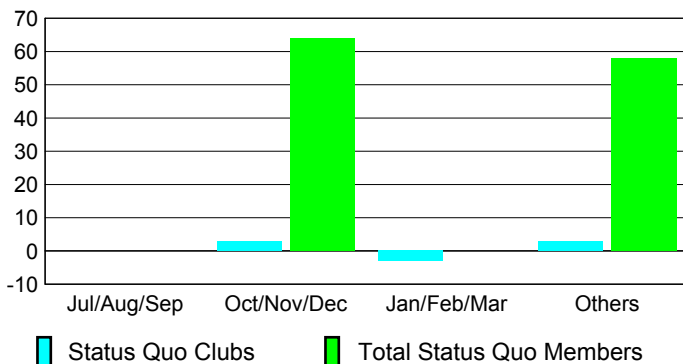
### Comparison of Club Gain/Loss

Current Year Compared to the Previous Year



### YTD Status Quo Clubs 2009-2010

Status Quo Clubs Compared to Status Quo Members



## MEMBERSHIP

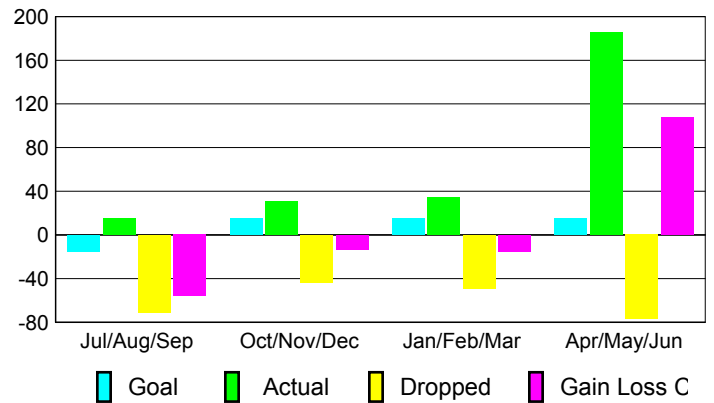
**Membership Results**  
2009-2010

**Membership**  
2008-2009

| Month         | Net Memb Goal | Actual New Memb | Actual Dropped Memb | Gain/Loss of Memb | Gain/Loss of Memb |
|---------------|---------------|-----------------|---------------------|-------------------|-------------------|
| Jul/Aug/Sep   | -15           | 15              | -71                 | -56               | -40               |
| Oct/Nov/Dec   | 15            | 31              | -44                 | -13               | -33               |
| Jan/Feb/Mar   | 15            | 34              | -49                 | -15               | -10               |
| Apr/May/June  | 15            | 185             | -77                 | 108               | 27                |
| <b>Totals</b> | <b>30</b>     | <b>265</b>      | <b>-241</b>         | <b>24</b>         | <b>-56</b>        |

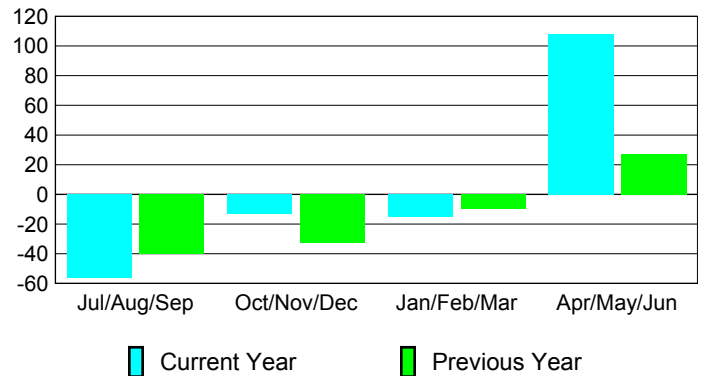
### Membership Results 2009-2010

Goal, New, Dropped, Gain/Loss

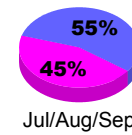


### Comparison of Membership Gain/Loss

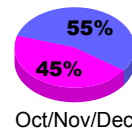
Current Year Compared to the Previous Year



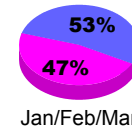
### Gender Comparison 2009-2010



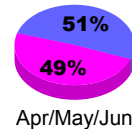
Jul/Aug/Sep



Oct/Nov/Dec



Jan/Feb/Mar



Apr/May/June

Male

Female





# 2009-2010 GMT Quarterly Report for District (or Undistricted) **District 118 K**

GMT: **HOWARD PATRICK LEE**

Location: **TURKEY**

GMT CA: **4**

## CLUBS

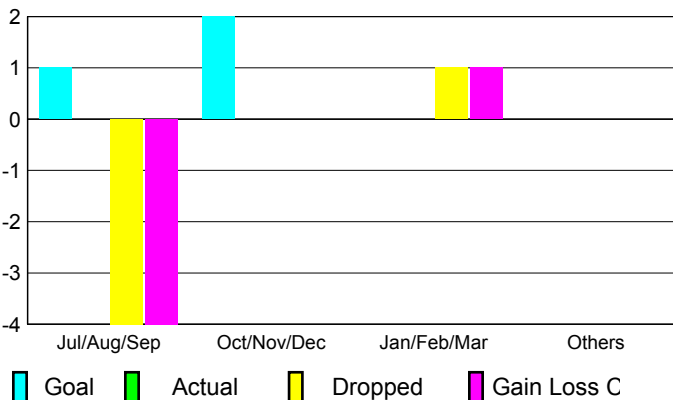
**Club Results**  
2009-2010

**Clubs**  
2008-2009

| Month         | New Club Goal | Actual New Clubs | Actual Dropped Clubs | Gain/Loss of Clubs | Gain/Loss of Clubs |
|---------------|---------------|------------------|----------------------|--------------------|--------------------|
| Jul/Aug/Sep   | 1             | 0                | -4                   | -4                 | 0                  |
| Oct/Nov/Dec   | 2             | 0                | 0                    | 0                  | 0                  |
| Jan/Feb/Mar   | 0             | 0                | 1                    | 1                  | 0                  |
| Apr/May/June  | 0             | 0                | 0                    | 0                  | 2                  |
| <b>Totals</b> | <b>3</b>      | <b>0</b>         | <b>-3</b>            | <b>-3</b>          | <b>2</b>           |

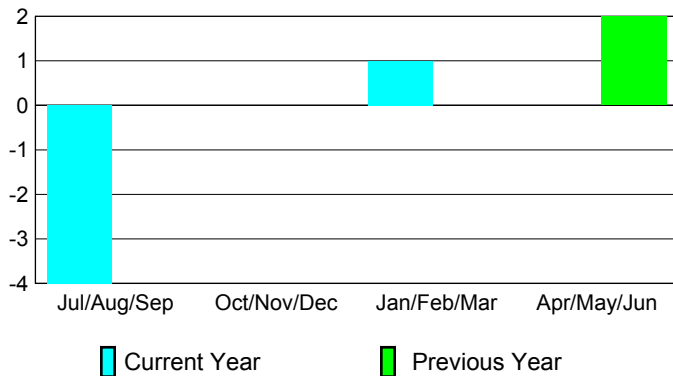
### Club Results 2009-2010

Goal, New, Dropped, Gain/Loss




### Comparison of Club Gain/Loss

Current Year Compared to the Previous Year



### YTD Status Quo Clubs 2009-2010

Status Quo Clubs Compared to Status Quo Members



## MEMBERSHIP

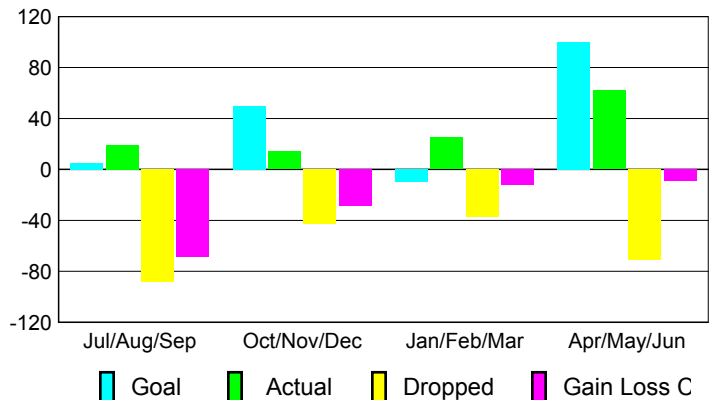
**Membership Results**  
2009-2010

**Membership**  
2008-2009

| Month         | Net Memb Goal | Actual New Memb | Actual Dropped Memb | Gain/Loss of Memb | Gain/Loss of Memb |
|---------------|---------------|-----------------|---------------------|-------------------|-------------------|
| Jul/Aug/Sep   | 5             | 19              | -88                 | -69               | -47               |
| Oct/Nov/Dec   | 50            | 14              | -43                 | -29               | -44               |
| Jan/Feb/Mar   | -10           | 25              | -37                 | -12               | -20               |
| Apr/May/June  | 100           | 62              | -71                 | -9                | 40                |
| <b>Totals</b> | <b>145</b>    | <b>120</b>      | <b>-239</b>         | <b>-119</b>       | <b>-71</b>        |

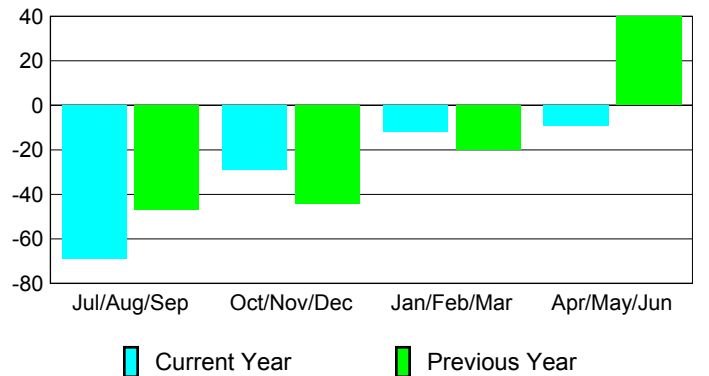
### Membership Results 2009-2010

Goal, New, Dropped, Gain/Loss

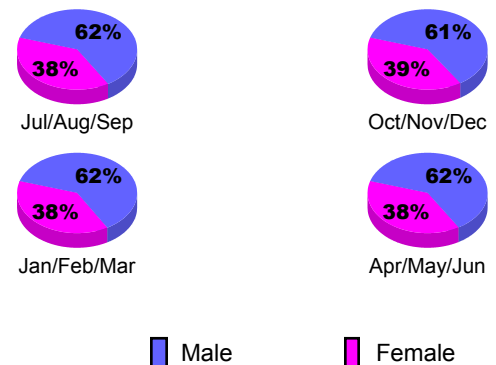


### Comparison of Membership Gain/Loss

Current Year Compared to the Previous Year



### Gender Comparison 2009-2010





# 2009-2010 GMT Quarterly Report for District (or Undistricted) **District 118 E**

GMT: **HOWARD PATRICK LEE**

Location: **TURKEY**

GMT CA: **4**

## CLUBS

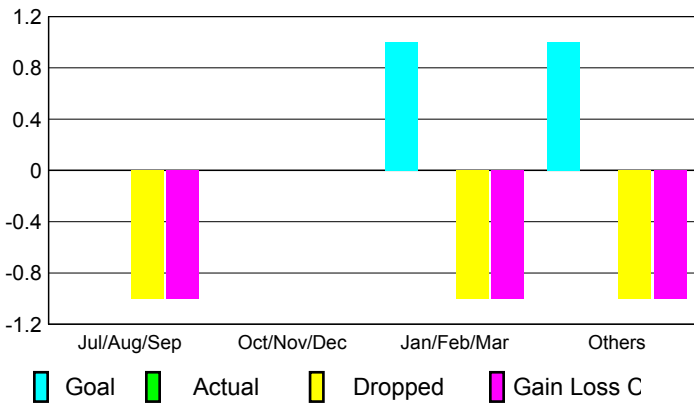
**Club Results**  
2009-2010

**Clubs**  
2008-2009

| Month         | New Club Goal | Actual New Clubs | Actual Dropped Clubs | Gain/Loss of Clubs | Gain/Loss of Clubs |
|---------------|---------------|------------------|----------------------|--------------------|--------------------|
| Jul/Aug/Sep   | 0             | 0                | -1                   | -1                 | 1                  |
| Oct/Nov/Dec   | 0             | 0                | 0                    | 0                  | 0                  |
| Jan/Feb/Mar   | 1             | 0                | -1                   | -1                 | 1                  |
| Apr/May/June  | 1             | 0                | -1                   | -1                 | 1                  |
| <b>Totals</b> | <b>2</b>      | <b>0</b>         | <b>-3</b>            | <b>-3</b>          | <b>3</b>           |

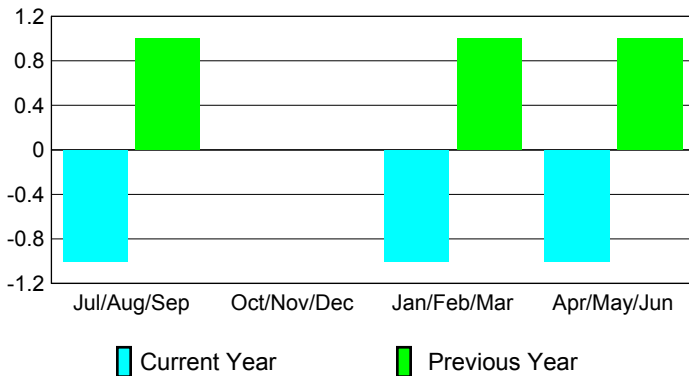
### Club Results 2009-2010

Goal, New, Dropped, Gain/Loss



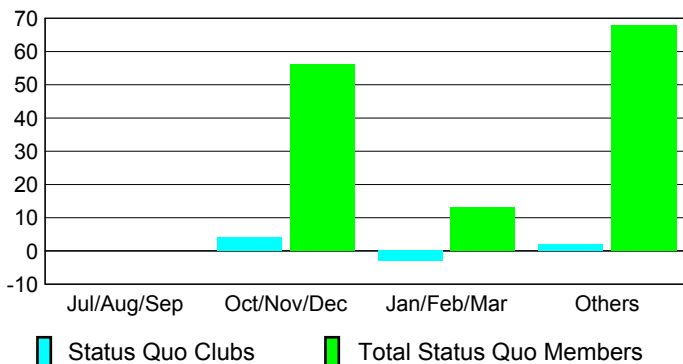
### Comparison of Club Gain/Loss

Current Year Compared to the Previous Year



### YTD Status Quo Clubs 2009-2010

Status Quo Clubs Compared to Status Quo Members



## MEMBERSHIP

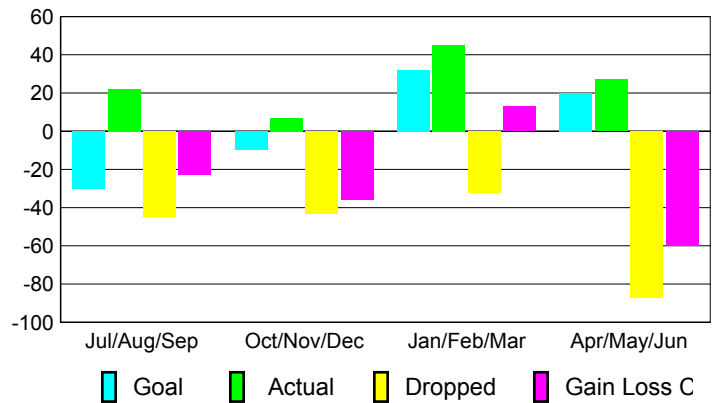
**Membership Results**  
2009-2010

**Membership**  
2008-2009

| Month         | Net Memb Goal | Actual New Memb | Actual Dropped Memb | Gain/Loss of Memb | Gain/Loss of Memb |
|---------------|---------------|-----------------|---------------------|-------------------|-------------------|
| Jul/Aug/Sep   | -30           | 22              | -45                 | -23               | -33               |
| Oct/Nov/Dec   | -10           | 7               | -43                 | -36               | -34               |
| Jan/Feb/Mar   | 32            | 45              | -32                 | 13                | 99                |
| Apr/May/June  | 20            | 27              | -87                 | -60               | -11               |
| <b>Totals</b> | <b>12</b>     | <b>101</b>      | <b>-207</b>         | <b>-106</b>       | <b>21</b>         |

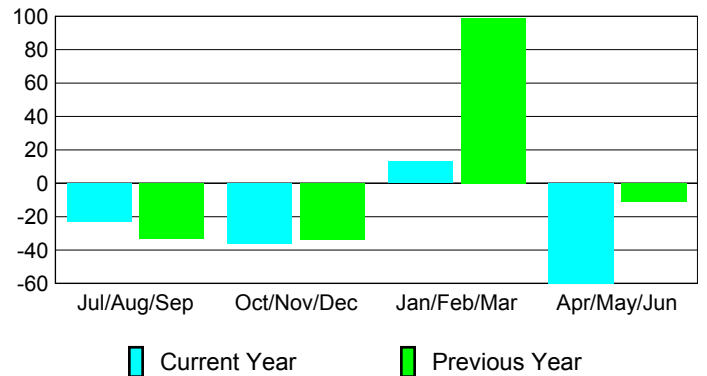
### Membership Results 2009-2010

Goal, New, Dropped, Gain/Loss

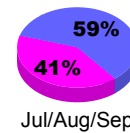


### Comparison of Membership Gain/Loss

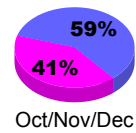
Current Year Compared to the Previous Year



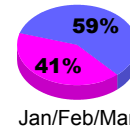
### Gender Comparison 2009-2010



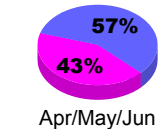
Jul/Aug/Sep



Oct/Nov/Dec



Jan/Feb/Mar



Apr/May/June

Male

Female



# 2009-2010 GMT Quarterly Report for District (or Undistricted) **District 118 Y**

GMT: **HOWARD PATRICK LEE**

Location: **TURKEY**

GMT CA: **4**

## CLUBS

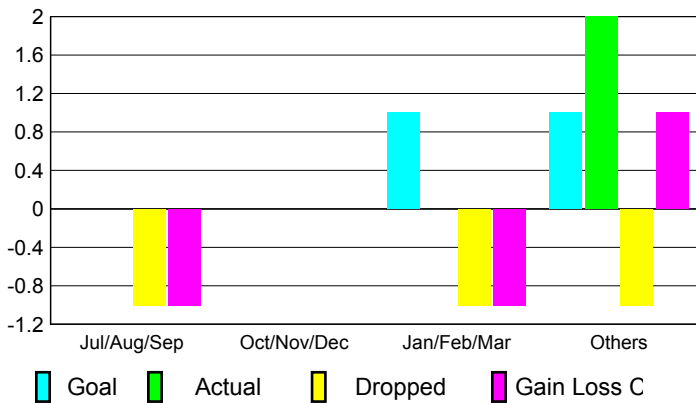
Club Results  
2009-2010

Clubs  
2008-2009

| Month         | New Club Goal | Actual New Clubs | Actual Dropped Clubs | Gain/Loss of Clubs | Gain/Loss of Clubs |
|---------------|---------------|------------------|----------------------|--------------------|--------------------|
| Jul/Aug/Sep   | 0             | 0                | -1                   | -1                 | 0                  |
| Oct/Nov/Dec   | 0             | 0                | 0                    | 0                  | 0                  |
| Jan/Feb/Mar   | 1             | 0                | -1                   | -1                 | 3                  |
| Apr/May/June  | 1             | 2                | -1                   | 1                  | 1                  |
| <b>Totals</b> | <b>2</b>      | <b>2</b>         | <b>-3</b>            | <b>-1</b>          | <b>4</b>           |

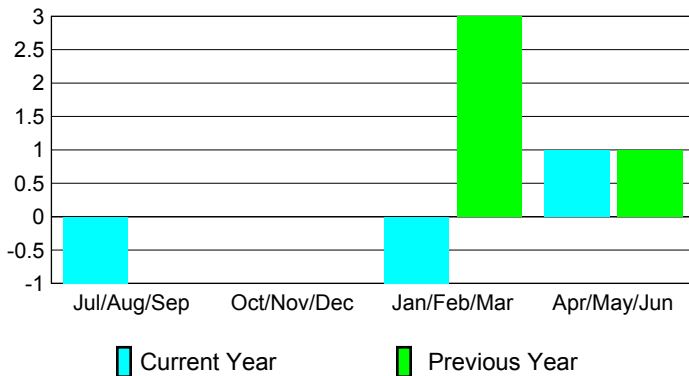
### Club Results 2009-2010

Goal, New, Dropped, Gain/Loss



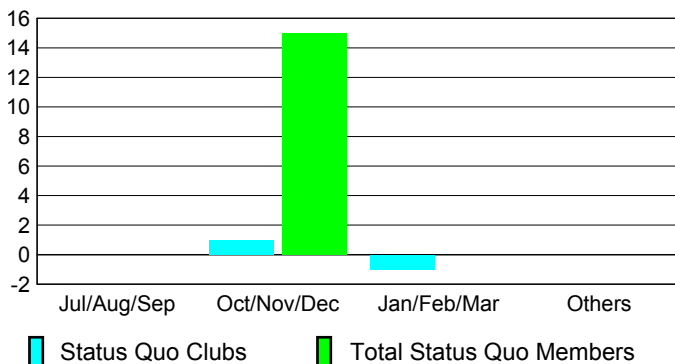
### Comparison of Club Gain/Loss

Current Year Compared to the Previous Year



### YTD Status Quo Clubs 2009-2010

Status Quo Clubs Compared to Status Quo Members



## MEMBERSHIP

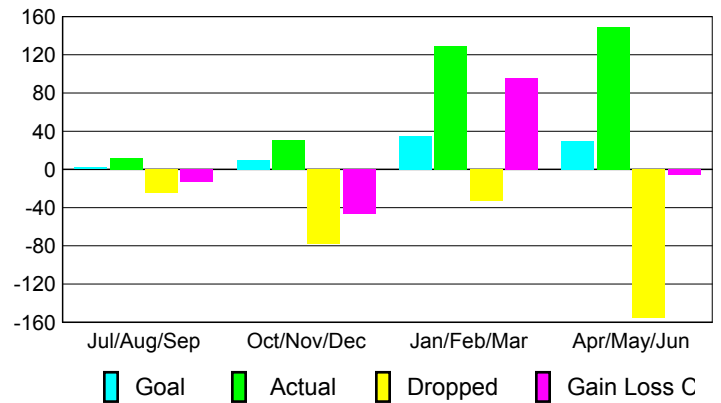
Membership Results  
2009-2010

Membership  
2008-2009

| Month         | Net Memb Goal | Actual New Memb | Actual Dropped Memb | Gain/Loss of Memb | Gain/Loss of Memb |
|---------------|---------------|-----------------|---------------------|-------------------|-------------------|
| Jul/Aug/Sep   | 2             | 12              | -25                 | -13               | -15               |
| Oct/Nov/Dec   | 10            | 31              | -78                 | -47               | -18               |
| Jan/Feb/Mar   | 35            | 129             | -33                 | 96                | 146               |
| Apr/May/June  | 30            | 149             | -155                | -6                | -36               |
| <b>Totals</b> | <b>77</b>     | <b>321</b>      | <b>-291</b>         | <b>30</b>         | <b>77</b>         |

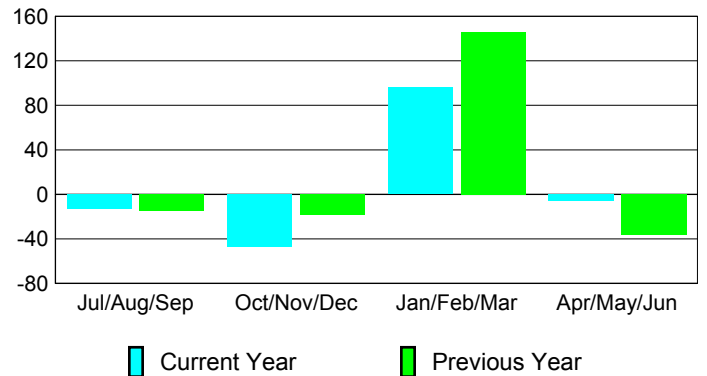
### Membership Results 2009-2010

Goal, New, Dropped, Gain/Loss

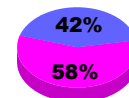


### Comparison of Membership Gain/Loss

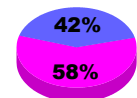
Current Year Compared to the Previous Year



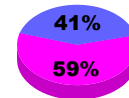
### Gender Comparison 2009-2010



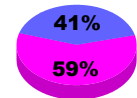
Jul/Aug/Sep



Oct/Nov/Dec



Jan/Feb/Mar



Apr/May/June

Male

Female



# 2009-2010 GMT Quarterly Report for District (or Undistricted) **District 128**

GMT: **HOWARD PATRICK LEE**

Location: **ISRAEL**

GMT CA: **4**

## CLUBS

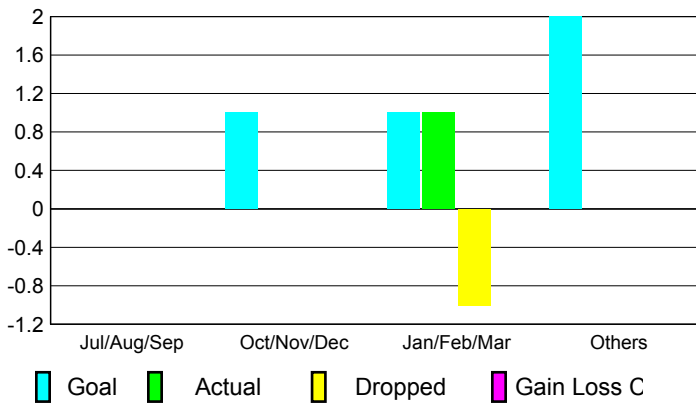
Club Results  
2009-2010

Clubs  
2008-2009

| Month         | New Club Goal | Actual New Clubs | Actual Dropped Clubs | Gain/Loss of Clubs | Gain/Loss of Clubs |
|---------------|---------------|------------------|----------------------|--------------------|--------------------|
| Jul/Aug/Sep   | 0             | 0                | 0                    | 0                  | 0                  |
| Oct/Nov/Dec   | 1             | 0                | 0                    | 0                  | 0                  |
| Jan/Feb/Mar   | 1             | 1                | -1                   | 0                  | 1                  |
| Apr/May/June  | 2             | 0                | 0                    | 0                  | 0                  |
| <b>Totals</b> | <b>4</b>      | <b>1</b>         | <b>-1</b>            | <b>0</b>           | <b>1</b>           |

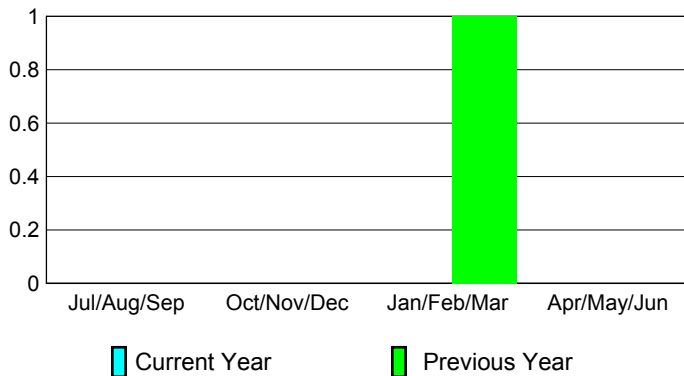
### Club Results 2009-2010

Goal, New, Dropped, Gain/Loss



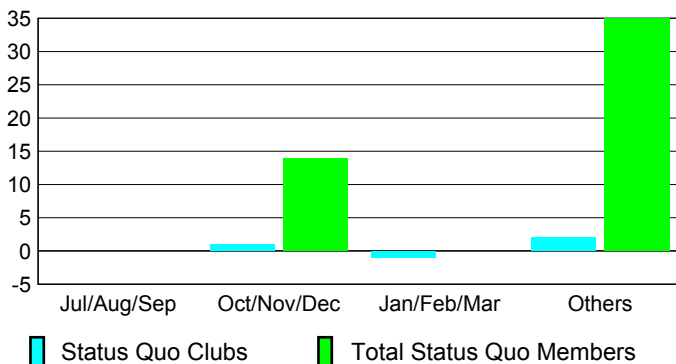
### Comparison of Club Gain/Loss

Current Year Compared to the Previous Year



### YTD Status Quo Clubs 2009-2010

Status Quo Clubs Compared to Status Quo Members



## MEMBERSHIP

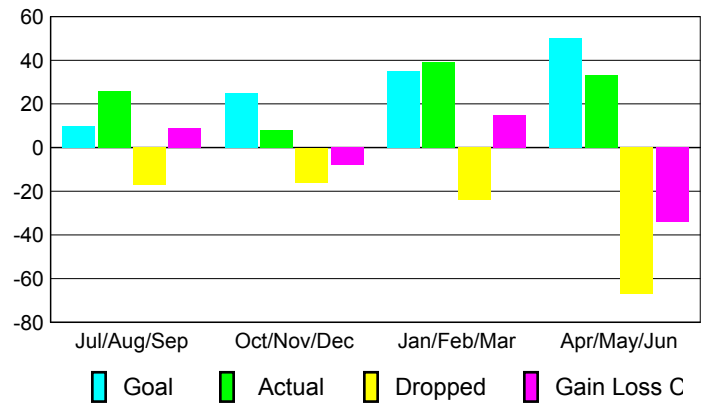
Membership Results  
2009-2010

Membership  
2008-2009

| Month         | Net Memb Goal | Actual New Memb | Actual Dropped Memb | Gain/Loss of Memb | Gain/Loss of Memb |
|---------------|---------------|-----------------|---------------------|-------------------|-------------------|
| Jul/Aug/Sep   | 10            | 26              | -17                 | 9                 | 10                |
| Oct/Nov/Dec   | 25            | 8               | -16                 | -8                | -16               |
| Jan/Feb/Mar   | 35            | 39              | -24                 | 15                | 20                |
| Apr/May/June  | 50            | 33              | -67                 | -34               | -33               |
| <b>Totals</b> | <b>120</b>    | <b>106</b>      | <b>-124</b>         | <b>-18</b>        | <b>-19</b>        |

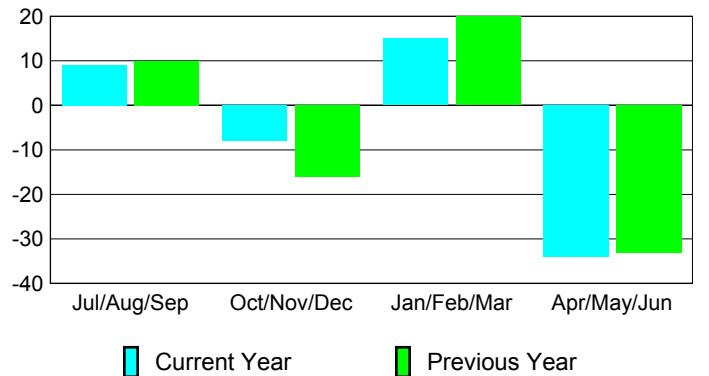
### Membership Results 2009-2010

Goal, New, Dropped, Gain/Loss

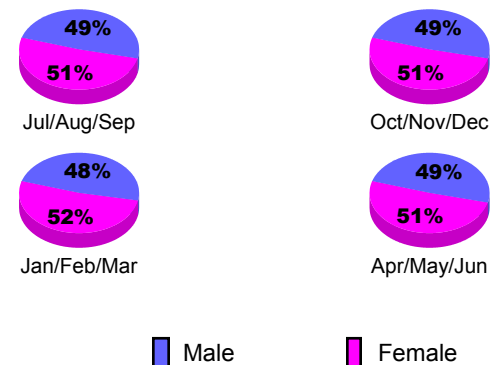


### Comparison of Membership Gain/Loss

Current Year Compared to the Previous Year



### Gender Comparison 2009-2010





# 2009-2010 GMT Quarterly Report for District (or Undistricted) **PRINCIPAT**

**GMT: HOWARD PATRICK LEE**

**Location: PRINCIPAT D'ANDORRA**

**GMT CA: 4**

## CLUBS

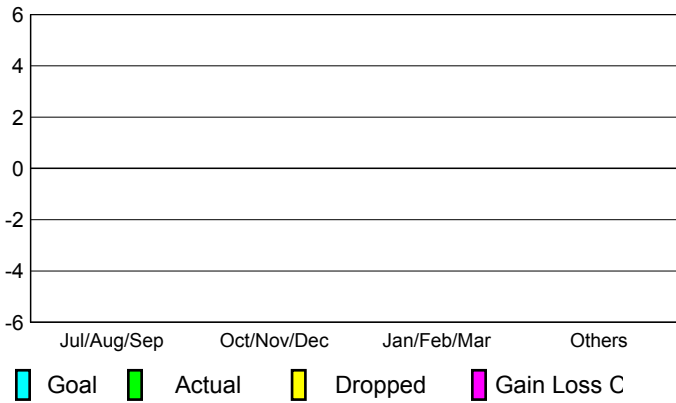
**Club Results  
2009-2010**

**Clubs  
2008-2009**

| Month         | New Club Goal | Actual New Clubs | Actual Dropped Clubs | Gain/Loss of Clubs | Gain/Loss of Clubs |
|---------------|---------------|------------------|----------------------|--------------------|--------------------|
| Jul/Aug/Sep   | 0             | 0                | 0                    | 0                  | 0                  |
| Oct/Nov/Dec   | 0             | 0                | 0                    | 0                  | 0                  |
| Jan/Feb/Mar   | 0             | 0                | 0                    | 0                  | 0                  |
| Apr/May/June  | 0             | 0                | 0                    | 0                  | 0                  |
| <b>Totals</b> | <b>0</b>      | <b>0</b>         | <b>0</b>             | <b>0</b>           | <b>0</b>           |


### Club Results 2009-2010

Goal, New, Dropped, Gain/Loss



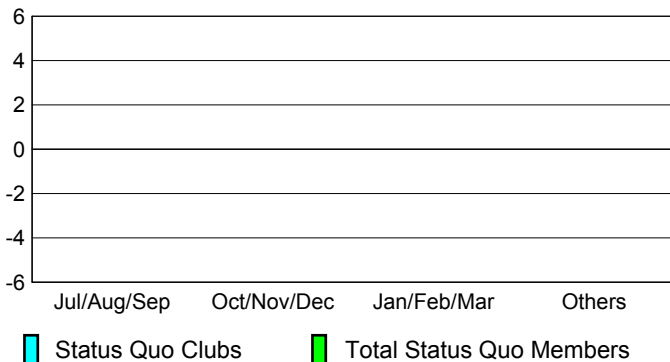
### Comparison of Club Gain/Loss

Current Year Compared to the Previous Year



### YTD Status Quo Clubs 2009-2010

Status Quo Clubs Compared to Status Quo Members



## MEMBERSHIP

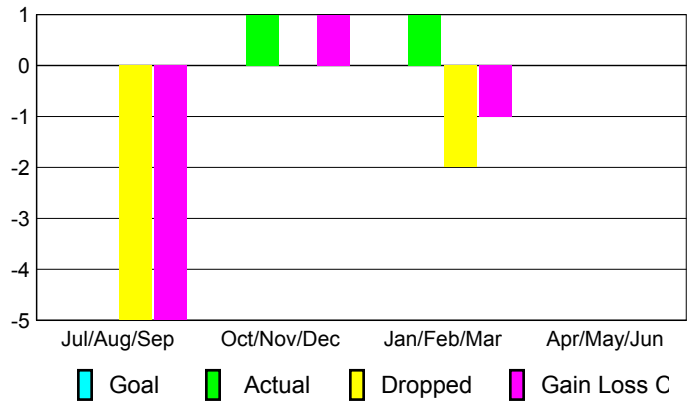
**Membership Results  
2009-2010**

**Membership  
2008-2009**

| Month         | Net Memb Goal | Actual New Memb | Actual Dropped Memb | Gain/Loss of Memb | Gain/Loss of Memb |
|---------------|---------------|-----------------|---------------------|-------------------|-------------------|
| Jul/Aug/Sep   | 0             | 0               | -5                  | -5                | 0                 |
| Oct/Nov/Dec   | 0             | 1               | 0                   | 1                 | 0                 |
| Jan/Feb/Mar   | 0             | 1               | -2                  | -1                | 0                 |
| Apr/May/June  | 0             | 0               | 0                   | 0                 | 0                 |
| <b>Totals</b> | <b>0</b>      | <b>2</b>        | <b>-7</b>           | <b>-5</b>         | <b>0</b>          |

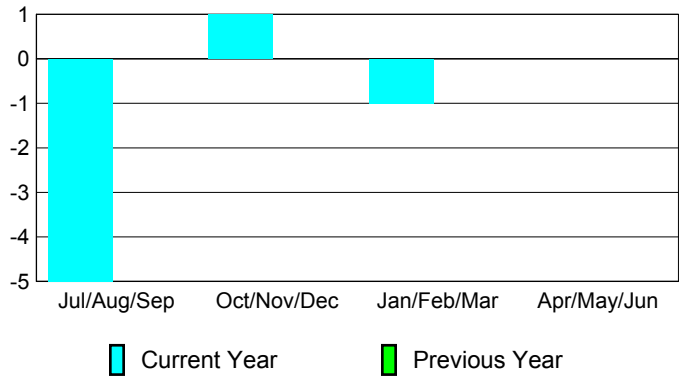
### Membership Results 2009-2010

Goal, New, Dropped, Gain/Loss

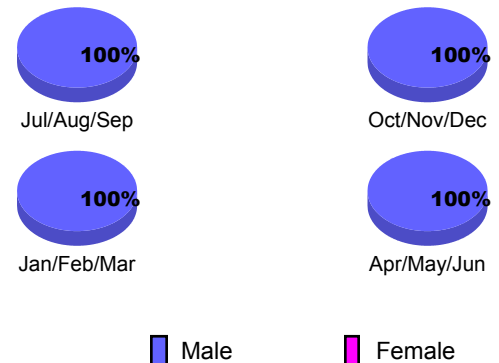


### Comparison of Membership Gain/Loss

Current Year Compared to the Previous Year



### Gender Comparison 2009-2010





# 2009-2010 GMT Quarterly Report for District (or Undistricted) **GIBRALTAR**

GMT: **HOWARD PATRICK LEE**

Location: **GIBRALTAR**

GMT CA: **4**

## CLUBS

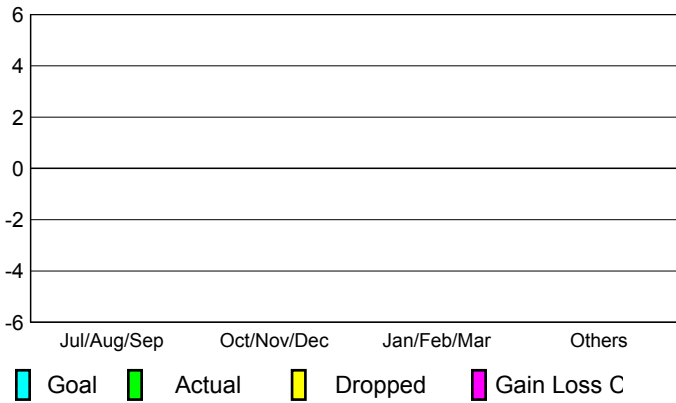
**Club Results  
2009-2010**

**Clubs  
2008-2009**

| Month         | New Club Goal | Actual New Clubs | Actual Dropped Clubs | Gain/Loss of Clubs | Gain/Loss of Clubs |
|---------------|---------------|------------------|----------------------|--------------------|--------------------|
| Jul/Aug/Sep   | 0             | 0                | 0                    | 0                  | 0                  |
| Oct/Nov/Dec   | 0             | 0                | 0                    | 0                  | 0                  |
| Jan/Feb/Mar   | 0             | 0                | 0                    | 0                  | 0                  |
| Apr/May/June  | 0             | 0                | 0                    | 0                  | 0                  |
| <b>Totals</b> | <b>0</b>      | <b>0</b>         | <b>0</b>             | <b>0</b>           | <b>0</b>           |


### Club Results 2009-2010

Goal, New, Dropped, Gain/Loss



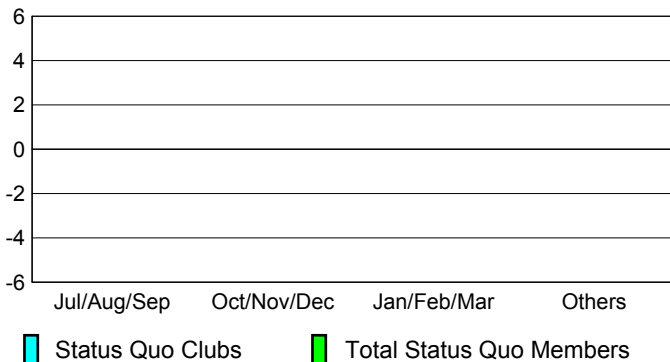
### Comparison of Club Gain/Loss

Current Year Compared to the Previous Year



### YTD Status Quo Clubs 2009-2010

Status Quo Clubs Compared to Status Quo Members



## MEMBERSHIP

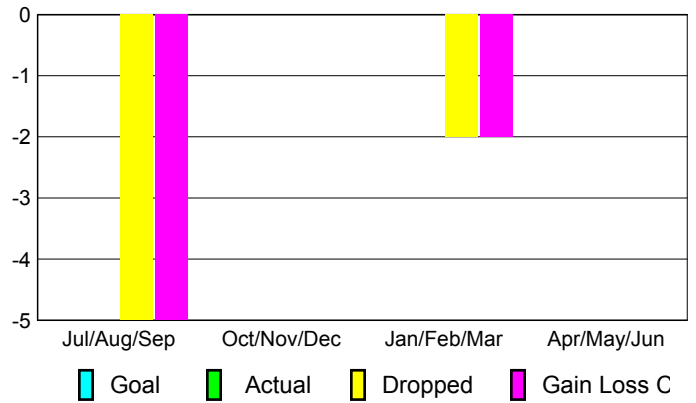
**Membership Results  
2009-2010**

**Membership  
2008-2009**

| Month         | Net Memb Goal | Actual New Memb | Actual Dropped Memb | Gain/Loss of Memb | Gain/Loss of Memb |
|---------------|---------------|-----------------|---------------------|-------------------|-------------------|
| Jul/Aug/Sep   | 0             | 0               | -5                  | -5                | 0                 |
| Oct/Nov/Dec   | 0             | 0               | 0                   | 0                 | 0                 |
| Jan/Feb/Mar   | 0             | 0               | -2                  | -2                | 0                 |
| Apr/May/June  | 0             | 0               | 0                   | 0                 | -1                |
| <b>Totals</b> | <b>0</b>      | <b>0</b>        | <b>-7</b>           | <b>-7</b>         | <b>-1</b>         |

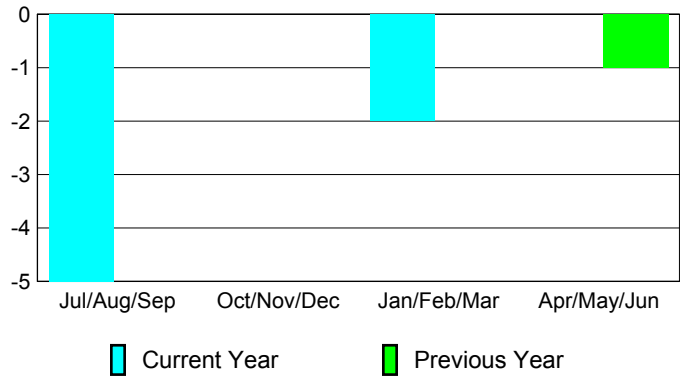
### Membership Results 2009-2010

Goal, New, Dropped, Gain/Loss

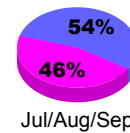


### Comparison of Membership Gain/Loss

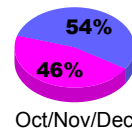
Current Year Compared to the Previous Year



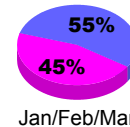
### Gender Comparison 2009-2010



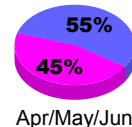
Jul/Aug/Sep



Oct/Nov/Dec



Jan/Feb/Mar



Apr/May/June

Male

Female